

# **4200, 4300 and 4400 Compact Utility Tractors**

## **TECHNICAL MANUAL**

**John Deere  
Lawn & Grounds Care Division  
TM1677 (Apr01)  
Replaces TM1677 (Jul99)**

# **Excavator Service Repair Manual**

**PLEASE CLICK HERE**

**Then back to the site.**

**At the bottom of the**

**page,**

**free add to card.**

**Then get more free  
information**

JOHN DEERE 4200 4300 4400 COMPACT TRACTOR Service Repair Manual in the technological know-how of archaeology. The man or woman sorts of excavation are regarded simply as digs to people who participate in, with this being an over literal description of the technique used. An excavation issues itself with a particular archaeological web page or associated collection of web sites, and can be carried on over a amount of years, thinking about that the paintings can normally instances typically be of a seasonal nature. **JOHN DEERE 4200 4300 4400 COMPACT TRACTOR Service Repair Manual**

Inside of the enterprise of excavation, many lots greater strategies can be utilized, with each unmarried dig acquiring its very own precise traits which could necessitate variations of technique. Methods and different sensible problems do not permit archaeologists to carryout excavations each time and anyplace they choose, as many regarded web sites have additionally been intentionally left on my own and non excavated.



**4200 Tractor**



**4300 Tractor**



**4400 Tractor**

This technical manual is written for an experienced technician and contains sections that are specifically for this product. It is a part of a total product support program.

The manual is organized so that all the information on a particular system is kept together. The order of grouping is as follows:

- Table of Contents
- Specifications
- Component Location
- System Schematic
- Theory of Operation
- Troubleshooting Chart
- Diagnostics
- Tests & Adjustments
- Repair












*Note: Depending on the particular section or system being covered, not all of the above groups may be used.*

Each section will be identified with a symbol rather than a number. The groups and pages within a section will be consecutively numbered.

We appreciate your input on this manual. To help, there are postage paid post cards included at the back. If you find any errors or want to comment on the layout of the manual please fill out one of the cards and mail it back to us.

All information, illustrations and specifications in this manual are based on the latest information available at the time of publication. The right is reserved to make changes at any time without notice.

COPYRIGHT© 2001  
 Deere & Co.  
 John Deere Worldwide Commercial and  
 Consumer Equipment Division  
 Horicon, WI  
 All rights reserved  
 Previous Versions 1998

<b>Safety</b>	
<b>Specifications and Information</b>	
<b>Diesel Engine</b>	
<b>Electrical</b>	
<b>Gear Power Train</b>	
<b>Hydrostatic Power Train</b>	
<b>SyncReverser™ Power Train</b>	
<b>Final Drive Power Train</b>	
<b>Steering</b>	
<b>Brakes</b>	
<b>Hydraulics</b>	
<b>Miscellaneous</b>	<b>M</b>



**SAFETY**

**RECOGNIZE SAFETY INFORMATION**



This is the safety-alert symbol. When you see this symbol on your machine or in this manual, be alert to the potential for personal injury.

Follow recommended precautions and safe servicing practices.

**Understand Signal Words**

A signal word—DANGER, WARNING, or CAUTION—is used with the safety-alert symbol. DANGER identifies the most serious hazards.

DANGER or WARNING safety signs are located near specific hazards. General precautions are listed on CAUTION safety signs. CAUTION also calls attention to safety messages in this manual.

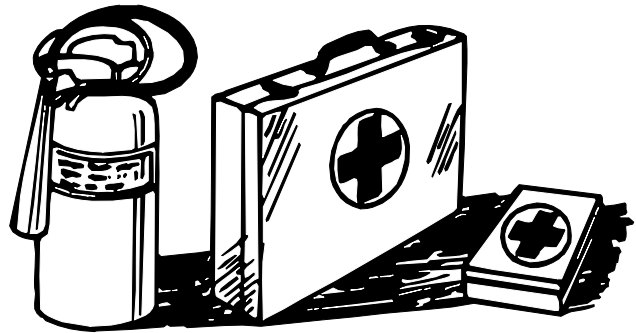
**REPLACE SAFETY SIGNS**



Replace missing or damaged safety signs. See the machine operator's manual for correct safety sign placement.

**HANDLE FLUIDS SAFELY-AVOID FIRES**

**Be Prepared For Emergencies**



When you work around fuel, do not smoke or work near heaters or other fire hazards.

Store flammable fluids away from fire hazards. Do not incinerate or puncture pressurized containers.

Make sure machine is clean of trash, grease, and debris.

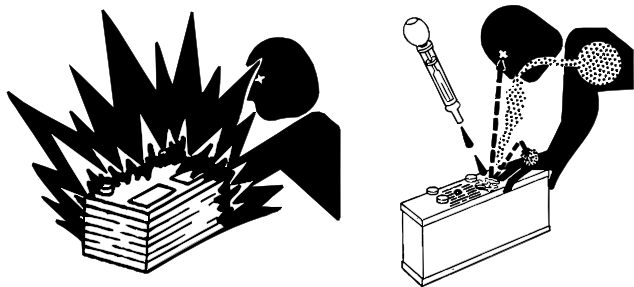
Do not store oily rags; they can ignite and burn spontaneously.

Be prepared if a fire starts.

Keep a first aid kit and fire extinguisher handy.

Keep emergency numbers for doctors, ambulance service, hospital, and fire department near your telephone.

## USE CARE IN HANDLING AND SERVICING BATTERIES



### Prevent Battery Explosions

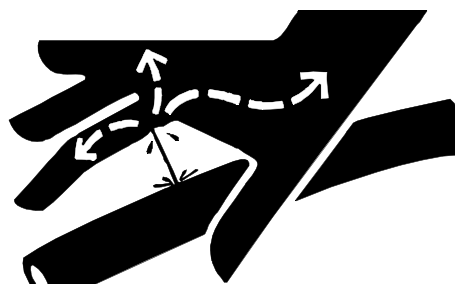
- Keep sparks, lighted matches, and open flame away from the top of battery. Battery gas can explode.
- Never check battery charge by placing a metal object across the posts. Use a volt-meter or hydrometer.
- Do not charge a frozen battery; it may explode. Warm battery to **16°C (60°F)**.

### Prevent Acid Burns

- Sulfuric acid in battery electrolyte is poisonous. It is strong enough to burn skin, eat holes in clothing, and cause blindness if splashed into eyes.
- **Avoid acid burns by:**
  1. Filling batteries in a well-ventilated area.
  2. Wearing eye protection and rubber gloves.
  3. Avoiding breathing fumes when electrolyte is added.
  4. Avoiding spilling or dripping electrolyte.
  5. Use proper jump start procedure.
- **If you spill acid on yourself:**
  1. Flush your skin with water.
  2. Apply baking soda or lime to help neutralize the acid.
  3. Flush your eyes with water for 10 – 15 minutes.
  4. Get medical attention immediately.
- **If acid is swallowed:**
  1. Drink large amounts of water or milk.
  2. Then drink milk of magnesia, beaten eggs, or vegetable oil.
  3. Get medical attention immediately.

## USE CARE AROUND HIGH-PRESSURE FLUID LINES

### Avoid High-pressure Fluids



Escaping fluid under pressure can penetrate the skin causing serious injury.

Avoid injury from escaping fluid under pressure by stopping the engine and relieving pressure in the system before disconnecting or connecting hydraulic or other lines. Tighten all connections before applying pressure.

Search for leaks with a piece of cardboard. Protect hands and body from high pressure fluids.

If an accident occurs, see a doctor immediately. Any fluid injected into the skin must be surgically removed within a few hours or gangrene may result. Doctors unfamiliar with this type of injury should reference a knowledgeable medical source. Such information is available from Deere & Company Medical Department in Moline, Illinois, U.S.A.

### Avoid Heating Near Pressurized Fluid Lines




Flammable spray can be generated by heating near pressurized fluid lines, resulting in severe burns to yourself and bystanders. Do not heat by welding, soldering, or using a torch near pressurized fluid lines or other flammable materials. Pressurized lines can be accidentally cut when heat goes beyond the immediate flame area.



## USE SAFE SERVICE PROCEDURES

### Wear Protective Clothing




Wear close fitting clothing and safety equipment appropriate to the job.

Prolonged exposure to loud noise can cause impairment or loss of hearing. Wear a suitable hearing protective device such as earmuffs or earplugs to protect against objectionable or uncomfortable loud noises.

Operating equipment safely requires the full attention of the operator. Do not wear radio or music headphones while operating machine.

### Service Machines Safely



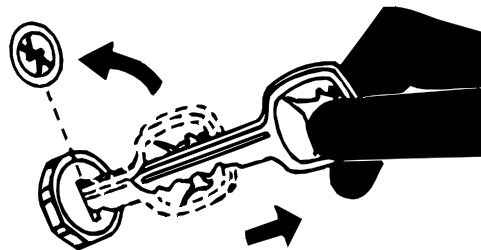
Tie long hair behind your head. Do not wear a necktie, scarf, loose clothing, or necklace when you work near machine tools or moving parts. If these items were to get caught, severe injury could result.

Remove rings and other jewelry to prevent electrical shorts and entanglement in moving parts.

### Use Proper Tools

Use tools appropriate to the work. Makeshift tools and procedures can create safety hazards. Use power tools only to loosen threaded parts and fasteners. For loosening and tightening hardware, use the correct size tools. **DO NOT** use U.S. measurement tools on metric fasteners. Avoid bodily injury caused by slipping wrenches. Use only service parts meeting John Deere specifications.


## Park Machine Safely



### Before working on the machine:

1. Lower all equipment to the ground.
2. Stop the engine and remove the key.
3. Disconnect the battery ground strap.
4. Hang a "DO NOT OPERATE" tag in operator station.

## Support Machine Properly And Use Proper Lifting Equipment



If you must work on a lifted machine or attachment, securely support the machine or attachment.

Do not support the machine on cinder blocks, hollow tiles, or props that may crumble under continuous load. Do not work under a machine that is supported solely by a jack. Follow recommended procedures in this manual.

Lifting heavy components incorrectly can cause severe injury or machine damage. Follow recommended procedure for removal and installation of components in the manual.

## Work In Clean Area

### Before starting a job:

1. Clean work area and machine.
2. Make sure you have all necessary tools to do your job.
3. Have the right parts on hand.
4. Read all instructions thoroughly; do not attempt shortcuts.


## Using High Pressure Washers

Directing pressurized water at electronic/electrical components or connectors, bearings, hydraulic seals, fuel injection pumps or other sensitive parts and components may cause product malfunctions. Reduce pressure and spray at a 45 to 90 degree angle.

## Illuminate Work Area Safely

Illuminate your work area adequately but safely. Use a portable safety light for working inside or under the machine. Make sure the bulb is enclosed by a wire cage. The hot filament of an accidentally broken bulb can ignite spilled fuel or oil.

## Work In Ventilated Area



Engine exhaust fumes can cause sickness or death. If it is necessary to run an engine in an enclosed area, remove the exhaust fumes from the area with an exhaust pipe extension.

If you do not have an exhaust pipe extension, open the doors and get outside air into the area.

## WARNING: California Proposition 65

Warning:

Diesel engine exhaust and some of its constituents are known to the State of California to cause cancer, birth defects, and other reproductive harm.

Gasoline engine exhaust from this product contains chemicals known to the State of California to cause cancer, birth defects, or other reproductive harm.

## Remove Paint Before Welding Or Heating

Avoid potentially toxic fumes and dust. Hazardous fumes can be generated when paint is heated by welding, soldering, or using a torch. Do all work outside or in a well ventilated area. Dispose of paint and solvent properly. Remove paint before welding or heating: If you sand or grind paint, avoid breathing the dust. Wear an approved respirator. If you use solvent or paint stripper, remove stripper with soap and water before welding. Remove solvent or paint stripper containers and other flammable material from area. Allow fumes to disperse at least 15 minutes before welding or heating.

## Avoid Harmful Asbestos Dust


Avoid breathing dust that may be generated when handling components containing asbestos fibers. Inhaled asbestos fibers may cause lung cancer.

Components in products that may contain asbestos fibers are brake pads, brake band and lining assemblies, clutch plates, and some gaskets. The asbestos used in these components is usually found in a resin or sealed in some way. Normal handling is not hazardous as long as airborne dust containing asbestos is not generated.

Avoid creating dust. Never use compressed air for cleaning. Avoid brushing or grinding material containing asbestos. When servicing, wear an approved respirator. A special vacuum cleaner is recommended to clean asbestos. If not available, apply a mist of oil or water on the material containing asbestos. Keep bystanders away from the area.



## SERVICE TIRES SAFELY



Explosive separation of a tire and rim parts can cause serious injury or death.

Do not attempt to mount a tire unless you have the proper equipment and experience to perform the job. Always maintain the correct tire pressure. Do not inflate the tires above the recommended pressure. Never weld or heat a wheel and tire assembly. The heat can cause an increase in air pressure resulting in a tire explosion. Welding can structurally weaken or deform the wheel.

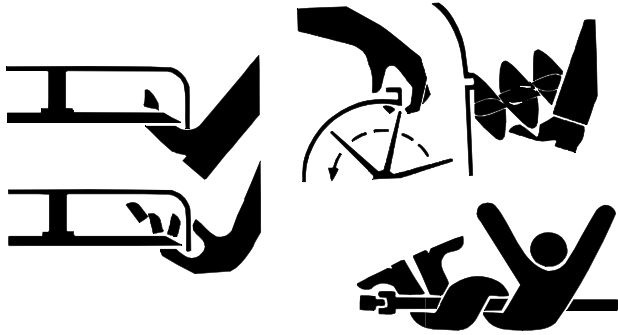
When inflating tires, use a clip-on chuck and extension hose long enough to allow you to stand to one side and NOT in front of or over the tire assembly. Use a safety cage if available.

Check wheels for low pressure, cuts, bubbles, damaged rims or missing lug bolts and nuts.





## **AVOID INJURY FROM ROTATING BLADES, AUGERS AND PTO SHAFTS**



Keep hands and feet away while machine is running. Shut off power to service, lubricate or remove mower blades, augers or PTO shafts.


## **SERVICE COOLING SYSTEM SAFELY**



Explosive release of fluids from pressurized cooling system can cause serious burns.

Shut off machine. Only remove filler cap when cool enough to touch with bare hands. Slowly loosen cap to first stop to relieve pressure before removing completely.

## **HANDLE CHEMICAL PRODUCTS SAFELY**



Direct exposure to hazardous chemicals can cause serious injury. Potentially hazardous chemicals used with John Deere equipment include such items as lubricants, coolants, paints, and adhesives.

A Material Safety Data Sheet (MSDS) provides specific details on chemical products: physical and health hazards, safety procedures, and emergency response techniques. Check the MSDS before you start any job using a hazardous chemical. That way you will know exactly what the risks are and how to do the job safely. Then follow procedures and recommended equipment.

## **Dispose of Waste Properly**

Improperly disposing of waste can threaten the environment and ecology. Potentially harmful waste used with John Deere equipment include such items as oil, fuel, coolant, brake fluid, filters, and batteries. Use leakproof containers when draining fluids. Do not use food or beverage containers that may mislead someone into drinking from them. Do not pour waste onto the ground, down a drain, or into any water source. Inquire on the proper way to recycle or dispose of waste from your local environmental or recycling center, or from your John Deere dealer.

## **LIVE WITH SAFETY**



Before returning machine to customer, make sure machine is functioning properly, especially the safety systems. Install all guards and shields.

# CONTENTS

Page

<b>GENERAL VEHICLE SPECIFICATIONS – 4200</b> .....	<b>3</b>
ENGINE .....	3
ELECTRICAL .....	3
FUEL SYSTEM .....	4
DRIVE TRAIN .....	4
PTO (PTO Shaft Speed Measured at 2700 Engine rpm) .....	4
3-POINT HITCH .....	4
CLUTCH .....	5
HYDRAULIC SYSTEM .....	5
GROUND SPEEDS .....	5
WEIGHT .....	5
TIRES .....	5
<b>GENERAL VEHICLE SPECIFICATIONS – 4300</b> .....	<b>6</b>
ENGINE .....	6
ELECTRICAL .....	6
FUEL SYSTEM .....	7
DRIVE TRAIN .....	7
PTO (PTO Shaft Speed Measured at 2700 Engine rpm) .....	7
3-POINT HITCH .....	7
CLUTCH .....	8
HYDRAULIC SYSTEM .....	8
GROUND SPEEDS .....	8
WEIGHT .....	9
TIRES .....	9
<b>GENERAL VEHICLE SPECIFICATIONS – 4400</b> .....	<b>10</b>
ENGINE .....	10
ELECTRICAL .....	10
FUEL SYSTEM .....	11
DRIVE TRAIN .....	11
PTO (PTO Shaft Speed Measured at 2700 Engine rpm) .....	11
3-POINT HITCH .....	11
CLUTCH .....	12
HYDRAULIC SYSTEM .....	12
GROUND SPEEDS .....	12
WEIGHT .....	13
TIRES .....	13
<b>INCH FASTENER TORQUE VALUES</b> .....	<b>14</b>
<b>METRIC FASTENER TORQUE VALUES</b> .....	<b>15</b>
<b>O-RING SEAL SERVICE RECOMMENDATIONS</b> .....	<b>16</b>
FACE SEAL FITTINGS WITH INCH STUD ENDS TORQUE .....	16
FACE SEAL FITTINGS WITH METRIC STUD ENDS TORQUE .....	17
O-RING FACE SEAL FITTINGS .....	18
O-RING BOSS FITTINGS .....	18





**DIESEL FUEL SPECIFICATIONS . . . . . 19**

    DIESEL FUEL . . . . . 19

    DIESEL FUEL LUBRICITY . . . . . 19

    DIESEL FUEL STORAGE . . . . . 19

**ENGINE OIL . . . . . 19**

    BREAK-IN ENGINE OIL . . . . . 20

**TRANSMISSION & HYDRAULIC OIL . . . . . 21**

    CHASSIS GREASE . . . . . 21

    ALTERNATIVE LUBRICANTS . . . . . 22

    SYNTHETIC LUBRICANTS . . . . . 22

    LUBRICANT STORAGE . . . . . 22

    MIXING OF LUBRICANTS . . . . . 22

    OIL FILTERS . . . . . 22

**COOLANT . . . . . 22**

    COOLANT DRAIN INTERVAL . . . . . 23

**PRODUCT IDENTIFICATION LOCATIONS . . . . . 23**

**GENERAL VEHICLE SPECIFICATIONS\* – 4200**

	<b>4200 CST</b>	<b>4200 HST</b>
<b>ENGINE</b>		
Make	John Deere/Yanmar	John Deere/Yanmar
Model	3TNE78A	3TNE78A
Type	4-cycle Diesel	4-cycle Diesel
Bore and Stroke	78x84 mm (3.07x3.31 in.)	78x84 mm (3.07x3.31 in.)
Cylinders	3	3
Valves	Overhead Valves	Overhead Valves
Displacement	1204 cm <sup>3</sup> (73.5 cu in.)	1204 cm <sup>3</sup> (73.5 cu in.)
Compression Ratio	18.0:1	18.0:1
Gross Engine Power	19.6 kW (26.3 hp)	19.6 kW (26.3 hp)
Torque (at rated speed)	63.2 N•m (46.6 lb-ft)	63.2 N•m (46.6 lb-ft)
Torque (max. @ 1600 rpm)	78.5 N•m (57.9 lb-ft)	78.5 N•m (57.9 lb-ft)
Lubrication	Full pressure	Full pressure
Oil filter	Standard Single Element	Standard Single Element
Oil Capacity (w/filter)	3.8 L (4.0 qt)	3.8 L (4.0 qt)
Engine Rated Speed	2700 rpm	2700 rpm
Engine Slow Idle Speed	950 ± 50 rpm	1000 ± 50 rpm
Engine Fast Idle Speed	2920 ± 25 rpm	2920 ± 25 rpm
Cooling system	Liquid w/Pump & Radiator	Liquid w/Pump & Radiator
Air cleaner	Dry-Type w/Safety Element	Dry-Type w/Safety Element
<b>ELECTRICAL</b>		
Volts	12 VDC	12 VDC
Battery Size - 12V (CCA)	500 Cold Cranking Amps	500 Cold Cranking Amps
Alternator	40 amp	40 amp
Regulator	Internal, Current Limiting	Internal, Current Limiting
Starting Motor	1.2 kW (1.61 hp)	1.2 kW (1.61 hp)
Headlights	37.5 W Halogen Bulb	37.5 W Halogen Bulb
Tail Lights	5 W Bayonet Base	5 W Bayonet Base
Hazard Lights	Type 1156	Type 1156
Instrument Panel Lamps	1.7 W Bayonet Base	1.7 W Bayonet Base

\*Specifications and design subject to change without notice.



**4200 CST**

**4200 HST**

**FUEL SYSTEM**



System Type	Direct Fuel Injection	Direct Fuel Injection
Injection Pump	In-Line w/Solenoid Shutoff	In-Line w/Solenoid Shutoff
Fuel type	Diesel	Diesel
Fuel Tank Capacity	37.9 L (10.0 gal)	37.9 L (10.0 gal)
Fuel Filter	Clear Bowl Water Separator with Disposable Paper Element, Water Floating Red Ring	Clear Bowl Water Separator with Disposable Paper Element, Water Floating Red Ring

**DRIVE TRAIN**

Type	9 x 3 Collar Shift	HST and Gear
Mechanical Front Wheel Drive (4-WD)	Yes (Option)	Yes (Option)
Front Axle Fluid Capacity	3.8 L (1.0 gal)	3.8 L (1.0 gal)
Differential Lock	Standard; Foot Operated	Standard; Foot Operated
Number of Speeds	9 Forward, 3 Reverse	Infinite / 3 Range
Final Drive	Spur Gear	Spur Gear
Brakes	Wet Disk	Wet Disk
Steering	Hydraulic Power Assist	Hydraulic Power Assist
Drawbar Tongue Weight Vertical Capacity Rating	500 kg (1102 lb)	500 kg (1102 lb)

**PTO** (PTO Shaft Speed Measured at 2700 Engine rpm)

Type	Independent	Independent
Rotation Direction	Clockwise	Clockwise
Clutch	Multiple Wet Disk	Multiple Wet Disk
Brake	Wet Disk	Wet Disk
Rear Shaft Speed	540 rpm	540 rpm
Mid Shaft Speed	2100 rpm	2100 rpm
2 - Speed Shaft Speeds	540 rpm and 750 rpm	540 rpm and 750 rpm
PTO Output Power	16.0 kW (21.5 hp)	14.9 kW (20.0 hp)

**3-POINT HITCH**

Type	Category One	Category One
Lift Capacity at 61.0 cm (24 in.) Behind Link Arms	771 kg (1700 lb)	771 kg (1700 lb)

	4200 CST	4200 HST
<b>CLUTCH</b>		
Type Disk	Wet Multiple	None



## HYDRAULIC SYSTEM

	(Measurements Taken At 2700 Engine rpm)	(Measurements Taken At 2700 Engine rpm)
Type	Open Center System	Open Center System
Tran/Hydr Fill Capacity	24 L (6.3 gal)	26 L (6.8 gal)
Working Pressure	14652 kPa (2125 psi)	14652 kPa (2125 psi)
Pump	Open Ctr/Gear	Open Ctr/Gear
Front Pump Capacity	19.3 L/min (5.1 gpm)	19.3 L/min (5.1 gpm)
Rear Pump Capacity	27.6 L/min (7.3 gpm)	27.6 L/min (7.3 gpm)
Total Fluid Capacity	46.9 L/min (12.4 gpm)	46.9 L/min (12.4 gpm)

## GROUND SPEEDS

Range A, Gear 1	1.3 km/h (0.8 mph)	6.0 km/h (3.7 mph)
Range A, Gear 2	2.0 km/h (1.3 mph)	
Range A, Gear 3	2.7 km/h (1.7 mph)	
Range B, Gear 1	3.7 km/h (2.3 mph)	10.5 km/h (6.5 mph)
Range B, Gear 2	5.6 km/h (3.5 mph)	
Range B, Gear 3	7.5 km/h (4.7 mph)	
Range C, Gear 1	10.5 km/h (6.5 mph)	21.1 km/h (13.1 mph)
Range C, Gear 2	15.9 km/h (9.9 mph)	
Range C, Gear 3	21.2 km/h (13.2 mph)	
Range A, Reverse 1	1.3 km/h (0.8 mph)	6.0 km/h (3.7 mph)
Range B, Reverse 1	3.7 km/h (2.3 mph)	10.5 km/h (6.5 mph)
Range C, Reverse 1	10.1 km/h (6.3 mph)	21.1 km/h (13.1 mph)

## WEIGHT

w/ROPS, 3PT	1213 kg (2675 lbs)	1304 kg (2875 lbs)
-------------	--------------------	--------------------

## TIRES

Front (Standard)	7.00 - 12 R1	7.00 - 12 R1
Rear (Standard)	12.4 - 16 R1	12.4 - 16 R1

**GENERAL VEHICLE SPECIFICATIONS\* – 4300**

	<b>4300 CST</b>	<b>4300 SRT</b>	<b>4300 HST</b>
<b>ENGINE</b>			
Make	John Deere/Yanmar	John Deere/Yanmar	John Deere/Yanmar
Model	3TNE84	3TNE84	3TNE84
Type	4-cycle Diesel	4-cycle Diesel	4-cycle Diesel
Bore and Stroke	84x90 mm (3.31x3.54 in.)	84x90 mm (3.31x3.54 in.)	84x90 mm (3.31x3.54 in.)
Cylinders	3	3	3
Valves	Overhead Valves	Overhead Valves	Overhead Valves
Displacement	1496 cm <sup>3</sup> (91.3 cu in.)	1496 cm <sup>3</sup> (91.3 cu in.)	1496 cm <sup>3</sup> (91.3 cu in.)
Compression Ratio	18.0:1	18.0:1	18.0:1
Gross Engine Power	24.0 kW (32.2 hp)	24.0 kW (32.2 hp)	24.0 kW (32.2 hp)
Torque (at rated speed)	78.5 N•m (57.9 lb-ft)	78.5 N•m (57.9 lb-ft)	78.5 N•m (57.9 lb-ft)
Torque (max. @ 1700 rpm)	99.1 N•m (73.1 lb-ft)	99.1 N•m (73.1 lb-ft)	99.1 N•m (73.1 lb-ft)
Lubrication	Full pressure	Full pressure	Full pressure
Oil filter	Standard Single Element	Standard Single Element	Standard Single Element
Oil Capacity (w/filter)	4.3 L (4.6 qt)	4.3 L (4.6 qt)	4.3 L (4.6 qt)
Engine Rated Speed	2700 rpm	2700 rpm	2700 rpm
Engine Slow Idle Speed	950 ± 50 rpm	950 ± 50 rpm	1000 ± 50 rpm
Engine Fast Idle Speed	2920 ± 25 rpm	2920 ± 25 rpm	2920 ± 25 rpm
Cooling system	Liquid w/Pump & Radiator	Liquid w/Pump & Radiator	Liquid w/Pump & Radiator
Air cleaner	Dry-Type w/Safety Element	Dry-Type w/Safety Element	Dry-Type w/Safety Element
<b>ELECTRICAL</b>			
Volts	12 VDC	12 VDC	12 VDC
Battery Rating	45 amp-hr	45 amp-hr	45 amp-hr
Battery Size - 12V (CCA)	500 Cold Cranking Amps	500 Cold Cranking Amps	500 Cold Cranking Amps
Alternator	40 amp	40 amp	40 amp
Regulator	Internal, Current Limiting	Internal, Current Limiting	Internal, Current Limiting
Starting Motor	1.4 kW (1.88 hp)	1.4 kW (1.88 hp)	1.4 kW (1.88 hp)
Headlights	37.5 W Halogen Bulb	37.5 W Halogen Bulb	37.5 W Halogen Bulb
Tail Lights	5 W Bayonet Base	5 W Bayonet Base	5 W Bayonet Base
Hazard Lights	Type 1156	Type 1156	Type 1156
Instrument Panel Lamps	1.7 W Bayonet Base	1.7 W Bayonet Base	1.7 W Bayonet Base

\*Specifications and design subject to change without notice.

	4300 CST	4300 SRT	4300 HST
<b>FUEL SYSTEM</b>			
System Type	Direct Fuel Injection	Direct Fuel Injection	Direct Fuel Injection
Injection Pump	In-Line w/Solenoid Shutoff	In-Line w/Solenoid Shutoff	In-Line w/Solenoid Shutoff
Fuel type	Diesel	Diesel	Diesel
Fuel Tank Capacity	37.9 L (10.0 gal)	37.9 L (10.0 gal)	37.9 L (10.0 gal)
Fuel Filter	Clear Bowl Water Separator with Disposable Paper Element, Water Floating Red Ring	Clear Bowl Water Separator with Disposable Paper Element, Water Floating Red Ring	Clear Bowl Water Separator with Disposable Paper Element, Water Floating Red Ring



## DRIVE TRAIN

Type	Collar Shift	SyncReverser™	Hydrostatic
Mechanical Front Wheel Drive (4-WD)	Yes (Option)	Yes (Option)	Yes (Option)
Front Axle Fluid Capacity	3.8 L (1.0 gal)	3.8 L (1.0 gal)	3.8 L (1.0 gal)
Differential Lock	Standard; Foot Operated	Standard; Foot Operated	Standard; Foot Operated
Number of Speeds	9 Forward, 3 Reverse	12 Forward-12 Reverse	Infinite / 3 Range
Final Drive	Spur Gear	Spur Gear	Spur Gear
Brakes	Wet Disk	Wet Disk	Wet Disk
Steering	Hydraulic Power Assist	Hydraulic Power Assist	Hydraulic Power Assist
Drawbar Tongue Weight Vertical Capacity Rating	500 kg (1102 lb)	500 kg (1102 lb)	500 kg (1102 lb)

## PTO (PTO Shaft Speed Measured at 2700 Engine rpm)

Type	Independent	Independent	Independent
Rotation Direction	Clockwise	Clockwise	Clockwise
Clutch	Multiple Wet Disk	Multiple Wet Disk	Multiple Wet Disk
Brake	Wet Disk	Wet Disk	Wet Disk
Rear Shaft Speed	540 rpm	540 rpm	540 rpm
Mid Shaft Speed	2100 rpm	2100 rpm	2100 rpm
2 - Speed Shaft Speeds	540 rpm and 750 rpm	540 rpm and 750 rpm	540 rpm and 750 rpm
PTO Output Power	20.0 kW (26.8 hp)	20.0 kW (26.8 hp)	18.9 kW (25.3 hp)

## 3-POINT HITCH

Type	Category One	Category One	Category One
Lift Capacity at 61.0 cm (24 in.) Behind Link Arms	999 kg (2200 lb)	999 kg (2200 lb)	999 kg (2200 lb)

\*Specifications and design subject to change without notice.



	4300 CST	4300 SRT	4300 HST
<b>CLUTCH</b>			
Type Disk	Wet Multiple	Wet Multiple	None

## HYDRAULIC SYSTEM

	(Measurements Taken At 2700 Engine rpm)	(Measurements Taken At 2700 Engine rpm)	(Measurements Taken At 2700 Engine rpm)
Type	Open Center System	Open Center System	Open Center System
Tran/Hydr Fill Capacity	24 L (6.3 gal)	24 L (6.3 gal)	26 L (6.8 gal)
Working Pressure	17238 kPa (2500 psi)	17238 kPa (2500 psi)	17238 kPa (2500 psi)
Pump	Open Ctr/Gear	Open Ctr/Gear	Open Ctr/Gear
Front Pump Capacity	19.3 L/min (5.1 gpm)	19.3 L/min (5.1 gpm)	19.3 L/min (5.1 gpm)
Rear Pump Capacity	31.4 L/min (8.3 gpm)	31.4 L/min (8.3 gpm)	31.4 L/min (8.3 gpm)
Total Pump Capacity	50.7 L/min (13.4 gpm)	50.7 L/min (13.4 gpm)	50.7 L/min (13.4 gpm)

## GROUND SPEEDS

Range A, Gear 1	1.6 km/h (1.0 mph)	0.6 km/h (0.4 mph)	7.1 km/h (4.4 mph)
Range A, Gear 2	2.4 km/h (1.5 mph)	1.5 km/h (0.9 mph)	
Range A, Gear 3	3.2 km/h (2.0 mph)	1.6 km/h (1.0 mph)	
Range A, Gear 4		2.3 km/h (1.4 mph)	
Range B, Gear 1	4.4 km/h (2.7 mph)	3.1 km/h (1.9 mph)	12.4 km/h (7.7 mph)
Range B, Gear 2	6.6 km/h (4.1 mph)	4.2 km/h (2.6 mph)	
Range B, Gear 3	8.9 km/h (5.5 mph)	4.6 km/h (2.8 mph)	
Range B, Gear 4		6.4 km/h (4.0 mph)	
Range C, Gear 1	12.4 km/h (7.7 mph)	8.6 km/h (5.3 mph)	24.9 km/h (15.5 mph)
Range C, Gear 2	18.7 km/h (11.6 mph)	11.9 km/h (7.4 mph)	
Range C, Gear 3	21.2 km/h (13.2 mph)	18.1 km/h (11.2 mph)	
Range C, Gear 4		24.2 km/h (15.0 mph)	
Range A, Reverse 1	1.6 km/h (1.0 mph)	0.6 km/h (0.4 mph)	7.1 km/h (4.4 mph)
Range A, Reverse 2		1.5 km/h (0.9 mph)	
Range A, Reverse 3		1.6 km/h (1.0 mph)	
Range A, Reverse 4		2.3 km/h (1.4 mph)	
Range B, Reverse 1	4.4 km/h (2.7 mph)	3.1 km/h (1.9 mph)	12.4 km/h (7.7 mph)
Range B, Reverse 2		4.2 km/h (2.6 mph)	
Range B, Reverse 3		4.6 km/h (2.8 mph)	
Range B, Reverse 4		6.4 km/h (4.0 mph)	
Range C, Reverse 1	11.9 km/h (7.4 mph)	8.6 km/h (5.3 mph)	24.9 km/h (15.5 mph)

	<b>4300 CST</b>	<b>4300 SRT</b>	<b>4300 HST</b>
Range C, Reverse 2		11.9 km/h (7.4 mph)	
Range C, Reverse 3		18.1 km/h (11.2 mph)	
Range C, Reverse 4		24.2 km/h (15.0 mph)	



**WEIGHT**

w/ROPS, 3PT	1236 kg (2725 lbs)	1281 kg (2825 lbs)	1315 kg (2900 lbs)
-------------	--------------------	--------------------	--------------------

**TIRES**

Front (Standard)	7.00-14 R1	7.00-14 R1	7.00-14 R1
Rear (Standard)	11.2-24 R1	11.2-24 R1	11.2-24 R1

**GENERAL VEHICLE SPECIFICATIONS\* – 4400****4400 SRT****4400 HST****ENGINE**

Make	John Deere/Yanmar	John Deere/Yanmar
Model	3TNE88	3TNE88
Type	4-cycle Diesel	4-cycle Diesel
Bore and Stroke	88x90 mm (3.465x3.54 in.)	88x90 mm (3.465x3.54 in.)
Cylinders	3	3
Valves	Overhead Valves	Overhead Valves
Displacement	1642 cm <sup>3</sup> (100.2 cu in.)	1642 cm <sup>3</sup> (100.2 cu in.)
Compression Ratio	18.0:1	18.0:1
Gross Engine Power	27.6 kW (37.0 hp)	27.6 kW (37.0 hp)
Torque (at rated speed)	87.7 N•m (64.7 lb-ft)	87.7 N•m (64.7 lb-ft)
Torque (max. @ 1700 rpm)	109.8 N•m (81.0 lb-ft)	109.8 N•m (81.0 lb-ft)
Lubrication	Full pressure	Full pressure
Oil filter	Standard Single Element	Standard Single Element
Oil Capacity (w/filter)	4.3 L (4.6 qt)	4.3 L (4.6 qt)
Engine Rated Speed	2700 rpm	2700 rpm
Engine Slow Idle Speed	950 ± 50 rpm	1000 ± 50 rpm
Engine Fast Idle Speed	2920 rpm ± 25 rpm	2920 rpm ± 25 rpm
Cooling system	Liquid w/Pump & Radiator	Liquid w/Pump & Radiator
Air cleaner	Dry-Type w/Safety Element	Dry-Type w/Safety Element

**ELECTRICAL**

Volts	12 VDC	12 VDC
Battery Rating	45 amp-hr	45 amp-hr
Battery Size	500 Cold Cranking Amps	500 Cold Cranking Amps
Alternator	40 amp	40 amp
Regulator	Internal, Current Limiting	Internal, Current Limiting
Starting Motor	1.4 kW (1.88 hp)	1.4 kW (1.88 hp)
Headlights	37.5 W Halogen Bulb	37.5 W Halogen Bulb
Tail Lights	5 W Bayonet Base	5 W Bayonet Base
Hazard Lights	Type 1156	Type 1156
Instrument Panel Lamps	1.7 W Bayonet Base	1.7 W Bayonet Base

\*Specifications and design subject to change without notice.

	4400 SRT	4400 HST
<b>FUEL SYSTEM</b>		
System Type	Direct Fuel Injection	Direct Fuel Injection
Injection Pump	In-Line w/Solenoid Shutoff	In-Line w/Solenoid Shutoff
Fuel type	Diesel	Diesel
Fuel Tank Capacity	37.9 L (10.0 gal)	37.9 L (10.0 gal)
Fuel Filter	Glass Bowl Water Separator with Disposable Paper Element	Glass Bowl Water Separator with Disposable Paper Element

**DRIVE TRAIN**

Type	SyncReverser™	Hydrostatic
Mechanical Front Wheel Drive (4WD)	Standard Equipment	Standard Equipment
Front Axle Fluid Capacity	7.8 L (1.8 gal)	7.8 L (1.8 gal)
Differential Lock	Standard; Foot Operated	Standard; Foot Operated
Number of Speeds	12 Forward, 12 Reverse	Infinite / 3 Range
Final Drive	Spur Gear	Spur Gear
Brakes	Wet Disk	Wet Disk
Steering	Hydraulic Power Assist	Hydraulic Power Assist
Drawbar Tongue Weight Vertical Capacity Rating	500 kg (1102 lb)	500 kg (1102 lb)

**PTO** (PTO Shaft Speed Measured at 2700 Engine rpm)

Type	Independent	Independent
Rotation Direction	Clockwise	Clockwise
Clutch	Multiple Wet Disk	Multiple Wet Disk
Brake	Wet Disk	Wet Disk
Rear Shaft Speed	540 rpm	540 rpm
Mid Shaft Speed	2100 rpm	2100 rpm
2 - Speed Shaft Speeds	540 rpm and 750 rpm	540 rpm and 750 rpm
PTO Output Power	22.0 kW (29.5 hp)	21.3 kW (28.6 hp)

**3-POINT HITCH**

Type	Category One	Category One
Lift Capacity at 61.0 cm (24 in.) Behind Link Arms	999 kg (2200 lb.)	999 kg (2200 lb.)



## 4400 SRT

## 4400 HST

**CLUTCH**

Type Disk	Wet Multiple	None
-----------	--------------	------

**HYDRAULIC SYSTEM**

	(Measurements Taken At 2700 Engine rpm)	(Measurements Taken At 2700 Engine rpm)
Type	Open Center System	Open Center System
Tran/Hydr Fill Capacity	24 L (6.3 gal)	26 L (6.8 gal)
Working Pressure	17238 kPa (2500 psi)	17238 kPa (2500 psi)
Pump	Open Ctr/Gear	Open Ctr/Gear
Front Pump Capacity	19.3 L/min (5.1 gpm)	19.3 L/min (5.1 gpm)
Rear Pump Capacity	31.4 L/min (8.3 gpm)	31.4 L/min (8.3 gpm)
Total Pump Capacity	50.7 L/min (13.4 gpm)	50.7 L/min (13.4 gpm)

**GROUND SPEEDS**

Range A, Gear 1	0.6 km/h (0.4 mph)	7.1 km/h (4.4 mph)
Range A, Gear 2	1.6 km/h (1.0 mph)	
Range A, Gear 3	1.7 km/h (1.0 mph)	
Range A, Gear 4	2.4 km/h (1.5 mph)	
Range B, Gear 1	3.2 km/h (2.0 mph)	12.4 km/h (7.7 mph)
Range B, Gear 2	4.4 km/h (2.7 mph)	
Range B, Gear 3	4.7 km/h (2.9 mph)	
Range B, Gear 4	6.6 km/h (4.1 mph)	
Range C, Gear 1	8.9 km/h (5.5 mph)	24.9 km/h (15.5 mph)
Range C, Gear 2	12.4 km/h (7.7 mph)	
Range C, Gear 3	18.7 km/h (11.6 mph)	
Range C, Gear 4	25.1 km/h (15.6 mph)	
Range A, Reverse 1	0.6 km/h (0.4 mph)	7.1 km/h (4.4 mph)
Range A, Reverse 2	1.6 km/h (1.0 mph)	
Range A, Reverse 3	1.7 km/h (1.0 mph)	
Range A, Reverse 4	2.4 km/h (1.5 mph)	
Range B, Reverse 1	3.2 km/h (2.0 mph)	12.4 km/h (7.7 mph)
Range B, Reverse 2	4.4 km/h (2.7 mph)	
Range B, Reverse 3	4.7 km/h (2.9 mph)	
Range B, Reverse 4	6.6 km/h (4.1 mph)	
Range C, Reverse 1	8.9 km/h (5.5 mph)	24.9 km/h (15.5 mph)
Range C, Reverse 2	12.4 km/h (7.7 mph)	

	<b>4400 SRT</b>	<b>4400 HST</b>
Range C, Reverse 3	18.7 km/h (11.6 mph)	
Range C, Reverse 4	25.1 km/h (15.6 mph)	

**WEIGHT**

w/ROPS, 3PT	1283 kg (2830 lbs)	1326 kg (2925 lbs)
-------------	--------------------	--------------------

**TIRES**

Front (Standard)	7.00 - 14 R1	7.00 - 14 R1
Rear (Standard)	11.2 - 24 R1	11.2 - 24 R1



# Excavator Service Repair Manual

At first, excavation requires the eliminating any topsoil this is found with the aid of using an excavator machine. What is dug up can be reviewed with the aid of using a metallic detector for stray unearths however except the excavation web page has persevered to be untouched for a prolonged duration of time, there's a tiny layer of present day fabric at the floor this is of constrained archaeological interest.

In farm areas, any form of archaeological attributes need to be apparent underneath the floor. With city areas, they'll be thick layers of human deposits and simplest the uppermost may be seen to the bare eye. With both case, the first actual project is drawing a scaled web page plan which could display the rims of the excavation. This approach may be composed the usage of tape measures, or as it is greater not unusualplace those days, an digital general station. A grid is normally set up, to divide the web page.

Excavation is moreover beneficial for digging out homes and ditches. When clearing dust out for roads or sub divisions, excavation is what looks after matters. Even alevn though there are some means, the time period excavation is used each time that the earth or dust is disturbed. Heavy equipment is likewise very not unusualplace with excavation, consisting of excavator machines or backhoes. Excavating crews run the system and dig up soil and rocks for regardless of the cause can be. Excavator machines are the maximum normally used equipment, as they could flow some of dust in a touch little bit of time.

Anytime you're collaborating in excavation, you need to continually use clever practices and be safe. If you intend to get down right into a hollow or trench, you need to continually use a trench box. Even alevn though the hollow won't be that deep, excavation web sites can regularly give way and at that point - matters are very risky and probably even deadly. For digging up uncommon artifacts or installing homes or roads, excavation is a few aspect that has been round for years and years. There can be lots to discover with excavation, as you will want to discover the satisfactory manner to run an excavator machine, shoot grade, and simply a way to nicely dig holes and ditches in order that they might not give way.

volvo

volvo dealer near me

front end loader

excavator contracts

pay loader

conexpo

volvo finance

volvo log

# Excavator Service Repair Manual

volvo financial services

volvo fina

care track

caretrack

wheel loader

wheeled loaders

wheel loaders

mining in chile

soil compactor

soil compactors

excavator volvo

volvo excavators

volvo excavator

volvo services

construction equipment volvo

volvo construction equipment

volvoce

excavators volvo

volvo 750 excavator

rock truck

rock trucks

conexpo las vegas 2020

480 volvo

volvo dumper truck

excavator wheeled

wheeled excavator

wheeled excavators

skid steer volvo



# Excavator Service Repair Manual

volvo skid steer

volvo skid steers

volvo skidsteer

construction excavators

articulate trucks

articulated truck

articulated trucks

volvo ec750e cost

volvo equipment

ascendum machinery

volvo loader

volvo loaders

dumper truck volvo

front end loader small

heavy equipment volvo

volvo heavy equipment

heavy equipment dealer near me

heavy equipment dealers near me

mini volvo excavator

volvo mini excavators

wheel loaders volvo

volvo wheel loader

wheel loader volvo

volvo wheel loaders

volvo wheeled loaders

volvo equipment dealership

volvo equipment dealer

volvo equipment dealers

# Excavator Service Repair Manual

volvo 750

swecon

asphalt compactors

asphalt compactor

volvo mini excavator

mini excavator volvo

volvo a40g

750 excavator

volvo a 40g

volvo ec 750e

volvo ec750e

volvo vdn

compactors asphalt

samsung excavators

samsung excavator

scat trak

volvo ecr 88

volvo ecr88

ecr88 volvo

volvo equipment dealer near me

volvo equipment dealers near me

volvo equipment dealership near me

volvo construction

volvo constructions

volvo ce

front end loader volvo

volvo backhoes

a60h volvo

# Excavator Service Repair Manual

volvo a60h

volvo excavator 480

excavator volvo 480

480 volvo excavator

volvo 700 excavator

volvo excavator 700

volvo haul truck

volvo shippensburg pa

volvo shippensburg pennsylvania

volvo front end loader

vantage equipment

volvo ec750e price

mini front end loader

volvo 750 excavator price

pipelayer

55c

45c

scat track

volvo l90

rock truck volvo

volvo rock truck

volvo dealer network

volvo articulated dump truck

articulated dump truck volvo

terex trucks

volvo 140 excavator

backhoe volvo

blaw knox

# Excavator Service Repair Manual

volvo 480 excavator

volvo backhoe

ingersoll rand roller

volvo 750 excavator specs

volvo articulated dump trucks

volvo excavator 140

volvo ocean race

articulating trucks

road pavers

electric excavator

wheel excavators

dump truck volvo

electric excavators

guins

letsdig18

volvo construction equipment parts

champion motor graders

shippensburg volvo

volvo off road truck

volvo oils

volvo construction equipment dealer

volvo off road trucks

savage stone

volvo construction equipment dealers

volvo dozers

volvo l70 h

blaw knox pavers

volvo l70h

# Excavator Service Repair Manual

volvo 220

volvo 750 excavator specifications

volvo dozer

volvo machine

blaw knox paver

volvo a40

volvo machinery

big loaders

construction equipment supplier

scat trak skid steer

volvo ec140el

volvo l90 h

volvo a25g

a40f volvo

volvo a30g

volvo a40d

wheeled mini excavator

volvo a45g

volvo heavy equipment dealers

a30g volvo

champion graders

articulated truck volvo

wheeled mini excavators

champion grader

volvo construction equipment dealer near me

volvo 160

a25g volvo

volvo ecr88 specs

# Excavator Service Repair Manual

volvo heavy equipment dealer

is chris guins married

michigan loader

volvo l90h

volvo l 90h

ec 750 volvo

volvo heavy equipment dealership

volvo 750 excavator weight

volvo articulating truck

articulating truck

construction excavator

volvo dealer locator

volvo coolant

ex factor

excavadoras

construction equipment suppliers

turner mining group

volvo l 70

quarry aggregates

excavator bucket types

volvo l70

volvo roller

volvo 250

volvo 350

volvo equipment parts near me

l90 volvo specs

motor grader volvo

motor graders volvo

# Excavator Service Repair Manual

nearest volvo dealer

ecr 88d volvo

volvo excavator 220

volvo rollers

volvo ecr38

volvo rental equipment

a30d volvo

volvo l90 specs

gold rush excavator

volvo ec750e specs

volvo 290

volvo motor grader

volvo articulated truck

dd 24

vantage wear

roller volvo

volvo 160 excavator

volvo a40g specs

volvo equipment rental

volvo track hoe

volvo a60

volvo pavers

volvo 540

volvo motor graders

volvo 220 excavator

volvo equipment rentals

volvo graders

volvo paver

# Excavator Service Repair Manual

ecr88d volvo

volvo construction equipment usa

volvo l60 h

volvo shippensburg

volvo grader

conexpo las vegas

volvo articulated trucks

graders

mini front end loaders

pacwest machinery

hwy equipment

pipelayers

front end loaders

equipment dealer near me

volvo dump truck

equipment dealerships

romco equipment

equipment dealers near me

doosan mega 300v

doosan mega 300v specs

doosan mega 300-v

doosan mega 300v pdf

doosan dx480lc

doosan dx480lc excavator

экскаватор doosan dx 480 lca

doosan dx480lca

doosan dx480lc for sale



# **Excavator Service Repair Manual**

## **Excavator Service Repair Manual**

**Thank you very much  
for reading.**

**PLEASE CLICK HERE**

**Then back to the site.**

**At the bottom of the**

**page,**

**free add to card.**

**Then get more free**

1. <https://www.heavymachineryequipment.com/downloads/john-deere-jd760a-scraper-workshop-repair-manual/>
2. <https://www.heavymachineryequipment.com/downloads/komatsu-d85c-12-workshop-service-repair-manual-download/>
3. <https://www.heavymachineryequipment.com/downloads/komatsu-pc290lc-6k-pc290nlc-6k-hydraulic-excavator-service-manual/>

# Excavator Service Repair Manual

4. <https://www.heavymachineryequipment.com/downloads/john-deere-jd760-elevating-scraper-service-repair-manual-sm2076/>
5. <https://www.heavymachineryequipment.com/downloads/john-deere-jd760-tractor-service-manual/>
6. <https://www.heavymachineryequipment.com/downloads/john-deere-jd760-tractor-service-repair-manual/>
7. <https://www.heavymachineryequipment.com/john-deere/john-deere-5010-i-tractor-service-repair-manual/>
8. <https://www.heavymachineryequipment.com/forklift/yale-a910-gc040-070vx-glc040-070vx-gc055svx-glc055svx-forklift-service-repair-manual/>
9. <https://www.heavymachineryequipment.com/john-deere/john-deere-50-60-70-series-tractor-service-repair-manual/>
10. <https://www.heavymachineryequipment.com/forklift/nichiyu-fb10p-300p-fb14p-300p-fb15p-300p-forklift-service-repair-manual/>
11. <https://www.heavymachineryequipment.com/downloads/john-deere-2140-tractor-service-manual/>
12. <https://www.heavymachineryequipment.com/downloads/john-deere-5220-5320-5420-5520-tractor-operation-manual/>
13. <https://www.heavymachineryequipment.com/downloads/john-deere-5220-5320-5420-5520-tractor-service-repair-manual/>
14. <https://www.heavymachineryequipment.com/downloads/john-deere-compact-utility-tractor-990-tm-1848-service-manual/>
15. <https://www.heavymachineryequipment.com/downloads/john-deere-5105-5205-tractor-service-repair-manual/>
16. <https://www.heavymachineryequipment.com/downloads/john-deere-4100-compact-utility-tractor-service-repair-manual/>
17. <https://www.heavymachineryequipment.com/downloads/john-deere-gt242-gt262-gt275-lawn-mower-service-repair-manual/>
18. <https://www.heavymachineryequipment.com/downloads/john-deere-2048hv-2254hv-sabre-garden-tractors-operators-manual/>
19. <https://www.heavymachineryequipment.com/downloads/john-deere-sabre-2048hv-2254hv-2554hv-garden-tractors-service-manual/>
20. <https://www.heavymachineryequipment.com/downloads/john-deere-316-318-420-lawn-garden-service-repair-manual/>
21. <https://www.heavymachineryequipment.com/downloads/john-deere-130-160-165-175-180-185-lawn-garden-tractor-service-repair-manual/>
22. <https://www.heavymachineryequipment.com/downloads/john-deere-lt133-lt155-lt166-lawn-garden-tractor-service-manual/>
23. <https://www.heavymachineryequipment.com/downloads/john-deere-5210-5310-5410-5510-tractor-service-repair-manual/>

# Excavator Service Repair Manual

24. <https://www.heavymachineryequipment.com/downloads/john-deere-scotts-s1642-s1742-s2046-s2546-lawn-tractor-repair-manual/>
25. <https://www.heavymachineryequipment.com/downloads/john-deere-7520-tractor-service-repair-manual/>
26. <https://www.heavymachineryequipment.com/downloads/john-deere-8430-8630-tractor-repair-technical-manual/>
27. <https://www.heavymachineryequipment.com/bobcat-parts/bobcat-t250-turbo-operation-maintenance-manual/>
28. <https://www.heavymachineryequipment.com/downloads/john-deere-5200-5300-5400-5500-service-repair-manual/>
29. <https://www.heavymachineryequipment.com/downloads/john-deere-2320-2420-utility-tractor-service-repair-manual/>
30. <https://www.heavymachineryequipment.com/downloads/john-deere-200cs-230cs-300cs-550cs-service-repair-manual/>
31. <https://www.heavymachineryequipment.com/downloads/john-deere-200-sprayer-service-repair-manual/>
32. <https://www.heavymachineryequipment.com/downloads/john-deere-2010-crawler-tractor-repair-service-manual/>
33. <https://www.heavymachineryequipment.com/downloads/john-deere-2000-series-2010-service-manual-for-tractors/>
34. <https://www.heavymachineryequipment.com/downloads/john-deere-200-and-900-cutting-platforms-service-repair-manual/>
35. <https://www.heavymachineryequipment.com/downloads/john-deere-ltr155-ltr166-ltr180-lawn-tractors-technical-manual/>
36. <https://www.heavymachineryequipment.com/downloads/john-deere-200-synchronous-thinner-service-repair-manual/>
37. <https://www.heavymachineryequipment.com/downloads/john-deere-200-208-210-212-214-216-tractors-service-repair-manual/>
38. <https://www.heavymachineryequipment.com/downloads/john-deere-1100-and-1150-outboard-planetary-axles-repair-manual/>
39. <https://www.heavymachineryequipment.com/downloads/john-deere-la130-la140-la150-lawn-tractor-service-repair-manual/>
40. <https://www.heavymachineryequipment.com/downloads/john-deere-300-series-oem-engine-service-repair-manual/>
41. <https://www.heavymachineryequipment.com/downloads/john-deere-4030-tractor-repair-technical-manual/>
42. <https://www.heavymachineryequipment.com/downloads/john-deere-4200-4300-4400-tractor-service-repair-manual/>

# Excavator Service Repair Manual

43. <https://www.heavymachineryequipment.com/downloads/john-deere-450c-crawler-dozer-repair-service-manual/>
44. <https://www.heavymachineryequipment.com/downloads/john-deere-4210-4310-4410-compact-tractor-service-repair-manual/>
45. <https://www.heavymachineryequipment.com/downloads/john-deere-335-375-385-435-and-535-round-balers-service-manual/>
46. <https://www.heavymachineryequipment.com/downloads/john-deere-550-crawler-dozer-service-repair-manual/>
47. <https://www.heavymachineryequipment.com/downloads/john-deere-210c-310c-315c-backhoe-loader-service-repair-manual/>
48. <https://www.heavymachineryequipment.com/downloads/john-deere-310a-and-310b-backhoe-loader-service-repair-manual/>
49. <https://www.heavymachineryequipment.com/downloads/john-deere-amt600-amt622-and-amt626-service-manual/>
50. <https://www.heavymachineryequipment.com/downloads/john-deere-xuv-620i-gator-utility-vehicle-repair-service-manual/>
51. <https://www.heavymachineryequipment.com/downloads/john-deere-4020-row-crop-tractor-repair-technical-manual/>
52. <https://www.heavymachineryequipment.com/downloads/john-deere-240-245-260-265-285-320-lawn-garden-service-repair-manual/>
53. <https://www.heavymachineryequipment.com/downloads/john-deere-rx63-rx73-rx75-sx75-rx95-sx95-riding-mowers-service-repair-manual/>
54. <https://www.heavymachineryequipment.com/downloads/john-deere-670-770-790-870-970-1070-utility-tractor-service-repair-manual/>
55. <https://www.heavymachineryequipment.com/downloads/john-deere-9400-9500-9600-combines-diagnostice-technical-manual/>
56. <https://www.heavymachineryequipment.com/downloads/john-deere-4940-self-propelled-sprayers-diagnostic-service-manual-tm113519/>
57. <https://www.heavymachineryequipment.com/downloads/john-deere-4940-self-propelled-sprayers-diagnostic-service-manual/>
58. <https://www.heavymachineryequipment.com/downloads/john-deere-1166-1169h-1174-1177-1177-service-repair-manual-download/>
59. <https://www.heavymachineryequipment.com/john-deere/john-deere-2054-2056-2058-2064-2066-service-repair-manual/>
60. <https://www.heavymachineryequipment.com/downloads/john-deere-2250-2450-2650-2650n-2850-3050-3350-3650-service-repair-manual/>
61. <https://www.heavymachineryequipment.com/downloads/john-deere-1350-1550-1750-1850-1850n-1950-1950n-service-repair-manual/>

# Excavator Service Repair Manual

62. <https://www.heavymachineryequipment.com/downloads/john-deere-322-330-332-430-lawn-garden-tractor-service-manual/>
63. <https://www.heavymachineryequipment.com/downloads/john-deere-2040-2240-service-repair-manual/>
64. <https://www.heavymachineryequipment.com/downloads/john-deere-sabre-lawn-tractor-service-repair-manual-download/>
65. <https://www.heavymachineryequipment.com/downloads/john-deere-38-inch-46-inch-sabre-lawn-tractor-service-repair-manual/>
66. <https://www.heavymachineryequipment.com/downloads/stihl-e140-e160-e180-service-repair-manual/>
67. <https://www.heavymachineryequipment.com/downloads/john-deere-102-115-125-135-145-155c-190c-lawn-garden-tractor-manual/>
68. <https://www.heavymachineryequipment.com/downloads/john-deere-x495-x595-lawn-garden-tractor-service-repair-manual/>
69. <https://www.heavymachineryequipment.com/downloads/john-deere-x465-x475-x485-x575-x585-tractor-service-repair-manual/>
70. <https://www.heavymachineryequipment.com/downloads/john-deere-lt150-lt160-lt170-lt180-lawn-tractors-service-repair-manual/>
71. <https://www.heavymachineryequipment.com/jhon-deere/john-deere-gx355-lawn-garden-tractor-service-repair-manual/>
72. <https://www.heavymachineryequipment.com/jhon-deere/john-deere-gx255-gx325-gx335-gx345-garden-tractors-service-manual/>
73. <https://www.heavymachineryequipment.com/jhon-deere/john-deere-l1642-l17-542-l2048-l2548-scotts-lawn-tractor-service-repair-manual/>
74. <https://www.heavymachineryequipment.com/downloads/john-deere-14-542gs-1642hs-17-542hs-sabre-lawn-tractor-service-repair-manual/>
75. <https://www.heavymachineryequipment.com/downloads/john-deere-sst15-sst16-sst18-spin-steer-lawn-tractor-service-manual/>
76. <https://www.heavymachineryequipment.com/downloads/john-deere-gt225-gt235-gt235e-gt245-garden-tractor-service-repair-manual/>
77. <https://www.heavymachineryequipment.com/jhon-deere/john-deere-8320rt-8345rt-8370rt-8rt-rw-tractor-service-repair-manual/>
78. <https://www.heavymachineryequipment.com/downloads/new-holland-t6030-t6050-t6070-t6080-t6090-tractor-service-repair-manual/>
79. <https://www.heavymachineryequipment.com/downloads/john-deere-350b-crawler-tractors-loaders-service-manual/>
80. <https://www.heavymachineryequipment.com/downloads/john-deere-lx277aws-lx279-lx288-lawn-tractors-service-manual/>

# Excavator Service Repair Manual

81. <https://www.heavymachineryequipment.com/downloads/john-deere-lx255-lx266-lx277-lawn-tractors-service-manual/>
82. <https://www.heavymachineryequipment.com/downloads/john-deere-sabre-2048hv-2254hv-2554hv-parts-diagram-service-repair-manual/>
83. <https://www.heavymachineryequipment.com/downloads/john-deere-lt133-lt155-lt166-lawn-tractors-service-repair-manual/>
84. <https://www.heavymachineryequipment.com/downloads/john-deere-322-330-332-430-lawn-garden-tractors-service-repair-manual/>
85. <https://www.heavymachineryequipment.com/downloads/john-deere-316-318-420-lawn-garden-tractors-service-repair-manual/>
86. <https://www.heavymachineryequipment.com/downloads/how-to-take-care-of-your-excavator/>
87. <https://www.heavymachineryequipment.com/downloads/john-deere-gt242-gt262-gt275-service-repair-manual/>
88. <https://www.heavymachineryequipment.com/downloads/john-deere-325-345-lawn-garden-service-repair-manual/>
89. <https://www.heavymachineryequipment.com/downloads/new-holland-t8010-t8020-master-tractor-service-repair-manual/>
90. <https://www.heavymachineryequipment.com/downloads/new-holland-l180-l185-l190-c185-c190-skid-steer-loader-service-repair-manual/>
91. <https://www.heavymachineryequipment.com/downloads/new-holland-tractors-t6010-t6020-t6030-t6040-t6050-t6060-t6070-service-manual/>
92. <https://www.heavymachineryequipment.com/downloads/new-holland-t7-220-t7-235-t7-250-t7-260-t7-270-service-repair-manual/>
93. <https://www.heavymachineryequipment.com/downloads/new-holland-td60d-td70d-td80d-td90d-td95d-tractor-operators-manual/>
94. <https://www.heavymachineryequipment.com/downloads/ford-new-holland-60-series-8160-8260-tractors-service-manual/>
95. <https://www.heavymachineryequipment.com/downloads/ford-new-holland-60-series-8360-8560-tractors-service-manual/>
96. <https://www.heavymachineryequipment.com/downloads/volvo-mc110c-mc115c-mc125c-mc135c-mc155c-mct110c-parts-manual/>
97. <https://www.heavymachineryequipment.com/downloads/volvo-mc60b-skid-steer-loader-service-catalogue-manual/>
98. <https://www.heavymachineryequipment.com/downloads/volvo-mc110b-skid-steer-loader-service-parts-manual/>
99. <https://www.heavymachineryequipment.com/downloads/volvo-ec35-compact-excavator-service-parts-manual/>

# Excavator Service Repair Manual

100. <https://www.heavymachineryequipment.com/downloads/volvo-l90h-wheel-loaders-workshop-service-manual/>
101. <https://www.heavymachineryequipment.com/downloads/volvo-l70h-wheel-loaders-workshop-service-manual/>
102. <https://www.heavymachineryequipment.com/downloads/volvo-l60h-wheel-loaders-workshop-service-manual/>
103. <https://www.heavymachineryequipment.com/downloads/volvo-mc80b-skid-steer-loader-workshop-service-manual/>
104. <https://www.heavymachineryequipment.com/downloads/volvo-mc70b-skid-loader-steer-workshop-service-manual/>
105. <https://www.heavymachineryequipment.com/downloads/volvo-bl61b-backhoe-loader-service-catalogue-manual/>
106. <https://www.heavymachineryequipment.com/downloads/volvo-bl70-backhoe-loader-engine-service-parts-manual/>
107. <https://www.heavymachineryequipment.com/downloads/volvo-bm-646-wheel-loader-service-pdf-manual/>
108. <https://www.heavymachineryequipment.com/downloads/volvo-ec290bnlc-excavator-workshop-service-manual/>
109. <https://www.heavymachineryequipment.com/downloads/volvo-ew140b-wheeled-excavator-service-manual/>
110. <https://www.heavymachineryequipment.com/downloads/volvo-bl70b-backhoe-loader-workshop-service-repair-manual/>
111. <https://www.heavymachineryequipment.com/downloads/volvo-bl60-backhoe-loader-service-repair-manual/>
112. <https://www.heavymachineryequipment.com/downloads/volvo-a35-articulated-hauler-workshop-service-pdf-manual/>
113. <https://www.heavymachineryequipment.com/downloads/volvo-bl61b-backhoe-loader-service-parts-pdf-manual/>
114. <https://www.heavymachineryequipment.com/downloads/john-deere-stx30-stx38-stx46-lawn-tractors-service-repair-manual/>
115. <https://www.heavymachineryequipment.com/downloads/john-deere-lx178-lx186-lx188-lawn-garden-tractors-service-repair-manual/>
116. <https://www.heavymachineryequipment.com/downloads/john-deere-lx172-lx173-lx176-lawn-tractors-service-repair-manual/>
117. <https://www.heavymachineryequipment.com/downloads/volvo-l110e-wheel-loader-service-parts-catalogue-manual/>
118. <https://www.heavymachineryequipment.com/downloads/john-deere-8875-skid-steer-loader-service-repair-manual/>



# Excavator Service Repair Manual

119. <https://www.heavymachineryequipment.com/downloads/doosan-daewoo-solar-55-v-service-repair-manual/>
120. <https://www.heavymachineryequipment.com/downloads/doosan-daewoo-220lc-v-excavator-service-repair-manual/>
121. <https://www.heavymachineryequipment.com/downloads/doosan-daewoo-solar-140w-v-160w-v-excavator-service-manual/>
122. <https://www.heavymachineryequipment.com/downloads/doosan-daewoo-solar-225lc-v-excavator-service-repair-manual/>
123. <https://www.heavymachineryequipment.com/downloads/doosan-da30-5-articulated-dump-truck-service-repair-manual/>
124. <https://www.heavymachineryequipment.com/blog/>
125. <https://www.heavymachineryequipment.com/downloads/volvo-ew200b-wheeled-excavator-service-repair-manual/>
126. <https://www.heavymachineryequipment.com/downloads/john-deere-9650sts-9750sts-diagnosis-service-repair-manual/>
127. <https://www.heavymachineryequipment.com/downloads/john-deere-gx75-and-gx95-riding-mowers-service-technical-manual/>
128. <https://www.heavymachineryequipment.com/downloads/john-deere-z225-z425-z445-eztrak-operator-manual/>
129. <https://www.heavymachineryequipment.com/downloads/john-deere-z225-z425-z445-eztrak-service-repair-manual/>
130. <https://www.heavymachineryequipment.com/downloads/john-deere-32-36-48-52-inch-walk-behind-mowers-technical-manual/>
131. <https://www.heavymachineryequipment.com/downloads/john-deere-trs27-and-trs32-walk-behind-snowblowers-operators-manual/>
132. <https://www.heavymachineryequipment.com/>
133. <https://www.heavymachineryequipment.com/downloads/hyundai-r16-9-mini-excavator-service-manual/>
134. <https://www.heavymachineryequipment.com/downloads/hyundai-r16-7-mini-excavator-service-manual/>
135. <https://www.heavymachineryequipment.com/downloads/hyundai-hl780-7a-service-repair-manual/>
136. <https://www.heavymachineryequipment.com/downloads/hyundai-r110-7-crawler-excavator-repair-manual/>
137. <https://www.heavymachineryequipment.com/downloads/hyundai-hl770-7-wheel-workshop-service-manual/>
138. <https://www.heavymachineryequipment.com/downloads/hyundai-wheel-loader-hl770-service-manual/>

# Excavator Service Repair Manual

139. <https://www.heavymachineryequipment.com/downloads/hyundai-hsl600t-hsl680t-skid-steer-service-repair-manual/>
140. <https://www.heavymachineryequipment.com/downloads/hyundai-brp-series-forklift-truck-service-manual/>
141. <https://www.heavymachineryequipment.com/downloads/hyundai-hl740-tm-7-loader-service-repair-manual/>
142. <https://www.heavymachineryequipment.com/downloads/komatsu-pc150-6k-pc150lc-6k-service-and-operator-manual/>
143. <https://www.heavymachineryequipment.com/downloads/komatsu-pc150-5-crawler-excavator-parts-manual-sn-6001-and-up/>
144. <https://www.heavymachineryequipment.com/downloads/hyundai-l4gc-engine-workshop-service-manual/>
145. <https://www.heavymachineryequipment.com/downloads/hyundai-hl760-wheel-loader-repair-manual/>
146. <https://www.heavymachineryequipment.com/downloads/hyundai-hlf15c-3-hlf18c-3-forklift-service-repair-manual/>
147. <https://www.heavymachineryequipment.com/downloads/hyundai-r360lc-3-crawler-excavator-service-repair-manual/>
148. <https://www.heavymachineryequipment.com/downloads/hyundai-hl750-3-wheel-loader-service-repair-manual/>
149. <https://www.heavymachineryequipment.com/downloads/hyundai-r80-7-crawler-excavator-service-repair-manual/>
150. <https://www.heavymachineryequipment.com/downloads/hyundai-hsl650-7a-skid-steer-loader-service-repair-manual/>
151. <https://www.heavymachineryequipment.com/downloads/hyundai-brj-series-forklift-truck-service-repair-manual/>
152. <https://www.heavymachineryequipment.com/downloads/hyundai-r210lc-7-crawler-excavator-service-repair-manual/>
153. <https://www.heavymachineryequipment.com/downloads/hyundai-r290lc-7a-crawler-excavator-service-repair-manual/>
154. <https://www.heavymachineryequipment.com/downloads/hyundai-r180lc-7a-crawler-excavator-service-repair-manual/>
155. <https://www.heavymachineryequipment.com/downloads/hyundai-25lc-30lc-33l-7m-forklift-truck-service-repair-manual/>
156. <https://www.heavymachineryequipment.com/downloads/hyundai-r250lc-3-crawler-repair-excavator-service-manual/>
157. <https://www.heavymachineryequipment.com/downloads/hyundai-r250lc-3-crawler-excavator-service-repair-manual/>

# Excavator Service Repair Manual

158. <https://www.heavymachineryequipment.com/downloads/hyundai-crawler-excavator-r160lc-7-operating-manual/>
159. <https://www.heavymachineryequipment.com/downloads/hyundai-crawler-excavator-r160lc-7-service-repair-manual/>
160. <https://www.heavymachineryequipment.com/downloads/hyundai-22bha-7-25bha-7-30bha-7-forklift-truck-service-repair-manual/>
161. <https://www.heavymachineryequipment.com/downloads/hyundai-hsl800t-skid-steer-loader-service-repair-manual/>
162. <https://www.heavymachineryequipment.com/downloads/hyundai-r180lc-3-crawler-excavator-service-repair-manual/>
163. <https://www.heavymachineryequipment.com/downloads/hyundai-20-7-25-7-30-7-32bc-7-forklift-truck-service-repair-manual/>
164. <https://www.heavymachineryequipment.com/downloads/hyundai-r35z-7a-mini-excavator-service-repair-manual/>
165. <https://www.heavymachineryequipment.com/downloads/hyundai-hdf35-3-hdf45-3-forklift-truck-service-repair-manual/>
166. <https://www.heavymachineryequipment.com/downloads/hyundai-sl765s-wheel-loader-operators-manual/>
167. <https://www.heavymachineryequipment.com/downloads/hyundai-hsl1500t-skid-steer-loader-operators-manual/>
168. <https://www.heavymachineryequipment.com/downloads/hyundai-sl765s-wheel-loader-service-repair-manual/>
169. <https://www.heavymachineryequipment.com/downloads/hyundai-hsl1200t-skid-steer-loader-operators-manual/>
170. <https://www.heavymachineryequipment.com/downloads/hyundai-hsl600t-hsl680t-skid-steer-loader-operator-manual/>
171. <https://www.heavymachineryequipment.com/downloads/hyundai-skid-steer-loader-hsl800t-thomas-owners-manual/>
172. <https://www.heavymachineryequipment.com/downloads/hyundai-skid-steer-loader-hsl800t-thomas-service-and-operator-manual/>
173. <https://www.heavymachineryequipment.com/downloads/hyundai-hsl400t-skid-steer-loader-operators-manual/>
174. <https://www.heavymachineryequipment.com/downloads/hyundai-sl763s-wheel-loader-operators-manual/>
175. <https://www.heavymachineryequipment.com/downloads/hyundai-hl975-hl975xt-wheel-loader-operator-manual/>
176. <https://www.heavymachineryequipment.com/downloads/hyundai-hsl500t-skid-steer-loader-service-repair-manual/>

# Excavator Service Repair Manual

177. <https://www.heavymachineryequipment.com/downloads/hyundai-hdf20-5-hdf25-5-hdf30-5-forklift-workshop-service-repair-manual/>
178. <https://www.heavymachineryequipment.com/downloads/hyundai-hlf15-5-hlf15c-5-hlf18-5-hlf18c-5-forklift-service-repair-manual/>
179. <https://www.heavymachineryequipment.com/downloads/hyundai-hlf20-5-hlf25-5-hlf30-5-hlf20c-5-hlf25c-5-hlf30c-5-forklift-truck-workshop-service-manual/>
180. <https://www.heavymachineryequipment.com/downloads/hyundai-hl750tm-3-wheel-loader-workshop-service-repair-manual/>
181. <https://www.heavymachineryequipment.com/downloads/hyundai-hsl810-skid-steer-loader-service-repair-manual/>
182. <https://www.heavymachineryequipment.com/downloads/hyundai-20lc-25lc-30lc-7-20gc-25gc-30gc-7-forklift-truck-workshop-repair-manual/>
183. <https://www.heavymachineryequipment.com/downloads/hyundai-hsl650-7-skid-steer-loader-workshop-service-manual/>
184. <https://www.heavymachineryequipment.com/downloads/hyundai-hsl850-7-skid-steer-loader-workshop-service-manual/>
185. <https://www.heavymachineryequipment.com/downloads/hyundai-20df-7t-25df-7t-30df-7t-33df-7t-forklift-truck-service-workshop-manual/>
186. <https://www.heavymachineryequipment.com/downloads/hyundai-hl760-1001-1301-wheel-loader-repair-service-manual/>
187. <https://www.heavymachineryequipment.com/downloads/hyundai-bop-7-series-forklift-truck-repair-service-manual/>
188. <https://www.heavymachineryequipment.com/downloads/case-1080-1080b-excavator-service-repair-manual/>
189. <https://www.heavymachineryequipment.com/downloads/bobcat-t250-turbo-track-loader-service-manual-525711001/>
190. <https://www.heavymachineryequipment.com/downloads/bobcat-t250-turbo-compact-track-loader-service-repair-manual/>
191. <https://www.heavymachineryequipment.com/downloads/bobcat-t250-turbo-compact-track-loader-parts-catalog-manual/>
192. <https://www.heavymachineryequipment.com/new-holland/ford-new-holland-60-series-8360-8560-tractors-service-manual/>
193. <https://www.heavymachineryequipment.com/new-holland-service/ford-new-holland-60-series-8160-8260-tractors-service-manual/>
194. <https://www.heavymachineryequipment.com/downloads/deutz-fahr-hydraulic-inversor-110-130-hp-service-repair-manual/>
195. <https://www.heavymachineryequipment.com/downloads/deutz-fahr-agrotron-k90-k100-k110-k120-tractor-workshop-service-manual/>

# Excavator Service Repair Manual

196. <https://www.heavymachineryequipment.com/downloads/deutz-fahr-210-265-front-axle-agrotron-tractor-service-manual/>
197. <https://www.heavymachineryequipment.com/downloads/deutz-fahr-150-157-7-165-7-front-axle-agrotron-tractor-service-manual/>
198. <https://www.heavymachineryequipment.com/downloads/deutz-fahr-26-6-30-7-front-rear-axle-agrovector-tractor-service-manual/>
199. <https://www.heavymachineryequipment.com/jhon-deere/john-deere-5050e-5055e-5065e-5075e-tractor-service-manual/>
200. <https://www.heavymachineryequipment.com/komatsu/komatsu-pc300lc-6-pc300hd-6-excavator-operation-manual/>
201. <https://www.heavymachineryequipment.com/komatsu/komatsu-pc300lc-6-crawler-hydraulic-service-repair-manual/>
202. <https://www.heavymachineryequipment.com/jhon-deere/john-deere-6081-base-8-1l-diesel-engine-service-repair-manual/>
203. <https://www.heavymachineryequipment.com/jhon-deere/john-deere-gator-hpx-4x2-4x4-utility-workshop-service-manual/>
204. <https://www.heavymachineryequipment.com/jhon-deere/john-deere-x465-x475-x485-x575-x585-service-manual/>
205. <https://www.heavymachineryequipment.com/jhon-deere/john-deere-x700-x720-x724-x728-service-repair-manual/>
206. <https://www.heavymachineryequipment.com/jhon-deere/john-deere-6030-tractor-technical-service-manual/>
207. <https://www.heavymachineryequipment.com/downloads/john-deere-655-755-756-855-856-955-tractor-workshop-repair-manual/>
208. <https://www.heavymachineryequipment.com/downloads/john-deere-f510-f525-service-repair-manual/>
209. <https://www.heavymachineryequipment.com/downloads/john-deere-6020-6120-6220-service-repair-manual/>
210. <https://www.heavymachineryequipment.com/downloads/john-deere-l100-l108-l110-service-repair-manual/>
211. <https://www.heavymachineryequipment.com/downloads/john-deere-425-445-455-lawn-garden-service-repair-manual/>
212. <https://www.heavymachineryequipment.com/downloads/john-deere-x324-x340-x360-service-repair-manual/>
213. <https://www.heavymachineryequipment.com/downloads/john-deere-x300-x304-x320-service-repair-manual/>
214. <https://www.heavymachineryequipment.com/downloads/john-deere-3215-3215a-3215b-fairway-mower-service-manual/>

# Excavator Service Repair Manual

215. <https://www.heavymachineryequipment.com/downloads/komatsu-pc160lc-7-crawler-tier3-excavator-service-repair-manual/>
216. <https://www.heavymachineryequipment.com/downloads/komatsu-pc150-5-crawler-excavator-service-repair-manual/>
217. <https://www.heavymachineryequipment.com/downloads/komatsu-pc200z-6-hydraulic-excavator-service-manual/>
218. <https://www.heavymachineryequipment.com/downloads/komatsu-pc290lc-6k-operator-service-manual/>
219. <https://www.heavymachineryequipment.com/downloads/komatsu-pc290lc-6k-hydraulic-excavator-service-manual/>
220. <https://www.heavymachineryequipment.com/downloads/komatsu-pw130es-6k-wheeled-excavator-service-repair-manual/>
221. <https://www.heavymachineryequipment.com/downloads/komatsu-pw160-7h-wheeled-excavator-service-repair-manual/>
222. <https://www.heavymachineryequipment.com/downloads/bobcat-t180-track-loader-workshop-manual/>
223. <https://www.heavymachineryequipment.com/downloads/bobcat-t180-turbo-track-loader-parts-manual/>
224. <https://www.heavymachineryequipment.com/downloads/bobcat-t770-2011-service-repair-manual-sn-a3p911001/>
225. <https://www.heavymachineryequipment.com/downloads/bobcat-t770-2011-service-repair-manual/>
226. <https://www.heavymachineryequipment.com/downloads/john-deere-6610-6810-6910-service-repair-manual/>
227. <https://www.heavymachineryequipment.com/downloads/bomag-bw-100-adbw-100-acbw-120-adbw-120-ac-drum-roller-workshop-manual/>
228. <https://www.heavymachineryequipment.com/downloads/hyundai-hl760-7-wheel-loader-service-manual/>
229. <https://www.heavymachineryequipment.com/downloads/john-deere-710b-backhoe-loader-service-repair-manual/>
230. <https://www.heavymachineryequipment.com/downloads/hyundai-r480lc-9mh-crawler-excavator-service-repair-manual/>
231. <https://www.heavymachineryequipment.com/downloads/john-deere-d100-d110-d120-d130-d140-d150-d160-d170-manual/>
232. <https://www.heavymachineryequipment.com/downloads/volvo-bm-l90c-wheel-loader-service-parts-manual/>
233. <https://www.heavymachineryequipment.com/downloads/volvo-bm-l90c-wheel-loader-service-repair-manual/>

# Excavator Service Repair Manual

234. <https://www.heavymachineryequipment.com/downloads/volvo-bm-l90-parts-equipment-manual/>
235. <https://www.heavymachineryequipment.com/downloads/volvo-bm-l90b-machinery-service-manual/>
236. <https://www.heavymachineryequipment.com/downloads/volvo-bm-l90-wheel-loader-repair-manual/>
237. <https://www.heavymachineryequipment.com/downloads/volvo-l50d-wheel-loader-service-manual/>
238. <https://www.heavymachineryequipment.com/downloads/volvo-l70d-wheel-loader-repair-manual/>
239. <https://www.heavymachineryequipment.com/downloads/volvo-g720b-motor-grader-workshop-repair-manual/>
240. <https://www.heavymachineryequipment.com/downloads/new-holland-lm1340-lm1440-lm1740-telehandler-service-manual/>
241. <https://www.heavymachineryequipment.com/downloads/volvo-bl70-backhoe-loaders-service-manual/>
242. <https://www.heavymachineryequipment.com/downloads/doosan-daewoo-130lc-excavator-v-electrical-manual/>
243. <https://www.heavymachineryequipment.com/downloads/doosan-daewoo-solar-130lc-v-service-manual/>
244. <https://www.heavymachineryequipment.com/downloads/john-deere-2020-2120-tractor-service-manual/>
245. <https://www.heavymachineryequipment.com/volvo-equipment/backhoe-loader-repair-manuals/volvo-bl61b-backhoe-loader-service-parts-pdf-manual/>
246. <https://www.heavymachineryequipment.com/volvo-equipment/articulated-hauler-service-manuals/volvo-a35-articulated-hauler-workshop-service-pdf-manual/>
247. <https://www.heavymachineryequipment.com/volvo-equipment/backhoe-loader-repair-manuals/volvo-bl60-backhoe-loader-service-repair-manual/>
248. <https://www.heavymachineryequipment.com/hitachi-machinery/hitachi-zaxis-330-3-350-3-class-hydraulic-excavator-service-manual/>
249. <https://www.heavymachineryequipment.com/hitachi-machinery/hitachi-zaxis-330-3-330lc-3-350h-3-350lch-3-workshop-service-manual/>
250. <https://www.heavymachineryequipment.com/hitachi-machinery/hitachi-zaxis-zx-110-3-110m-3-130k-3-excavator-service-manual/>
251. <https://www.heavymachineryequipment.com/hitachi-machinery/hitachi-zaxis-zx-130l-3-135us-3-135usk-3-135usl-3-excavators-service-manual/>
252. <https://www.heavymachineryequipment.com/hitachi-machinery/hitachi-zaxis-zx-60usb-3-60usb-3f-excavator-service-repair-manual/>
253. <https://www.heavymachineryequipment.com/hitachi-machinery/hitachi-zaxis-zx-35u-3-50u-3-60usb-3-hydraulic-service-repair-manual/>

# Excavator Service Repair Manual

254. <https://www.heavymachineryequipment.com/hitachi-machinery/hitachi-zaxis-zx-27u-3-30u-3-35u-3-excavator-service-manual/>
255. <https://www.heavymachineryequipment.com/hitachi-machinery/excavator-service-manuals/hitachi-zaxis-450-3-450lc-3-470h-3-excavator-repair-manual/>
256. <https://www.heavymachineryequipment.com/volvo-equipment/backhoe-loader-repair-manuals/volvo-bl70b-backhoe-loader-workshop-service-manual/>
257. <https://www.heavymachineryequipment.com/hitachi-machinery/excavator-service-manuals/hitachi-zaxis-200-3-hydraulic-excavator-service-repair-manual/>
258. <https://www.heavymachineryequipment.com/hitachi-machinery/hitachi-zaxis-zx50u-2-excavator-parts-catalog-pdf-manual/>
259. <https://www.heavymachineryequipment.com/hitachi-machinery/hitachi-zaxis-60usb-3-hydraulic-excavator-factory-manuals/>
260. <https://www.heavymachineryequipment.com/hitachi-machinery/hitachi-zaxis-450-450lc-450h-450lch-excavator-operator-manual-pdf/>
261. <https://www.heavymachineryequipment.com/hitachi-machinery/hitachi-zaxis-230-230lc-240h-240lch-270-270lc-excavator-operator-ebook/>
262. <https://www.heavymachineryequipment.com/hitachi-machinery/hitachi-zaxis-60usb-3-hydraulic-excavator-operator-manual/>
263. <https://www.heavymachineryequipment.com/hitachi-machinery/hitachi-zaxis-450-3-470h-3-450lc-3-470lch-3-500lc-3-520lch-3-excavator-operator-ebook/>
264. <https://www.heavymachineryequipment.com/hitachi-machinery/hitachi-zaxis-30-35-40-45-excavator-workshop-service-manual/>
265. <https://www.heavymachineryequipment.com/hitachi-machinery/hitachi-zaxis-zx120-180-200-225-270-330-operators-ebook/>
266. <https://www.heavymachineryequipment.com/hitachi-machinery/hitachi-zaxis-zx-17u-2-excavator-service-repair-pdf-manual/>
267. <https://www.heavymachineryequipment.com/hitachi-machinery/hitachi-zaxis-120-180-200-225-270-330-excavator-operator-manual/>
268. <https://www.heavymachineryequipment.com/hitachi-machinery/hitachi-zaxis-180w-210-w-wheeled-excavator-operator-manual/>
269. <https://www.heavymachineryequipment.com/hitachi-machinery/excavator-service-manuals/hitachi-zaxis-130-5n-160lc-5n-180lc-5n-excavator-operator-manual/>
270. <https://www.heavymachineryequipment.com/hitachi-machinery/hitachi-zaxis-135us-5n-245-uslc-5n-hydraulic-excavator-operator-manual/>
271. <https://www.heavymachineryequipment.com/hitachi-machinery/hitachi-zaxis-zx-130w-wheeled-excavator-service-pdf-manual/>
272. <https://www.heavymachineryequipment.com/hitachi-machinery/hitachi-zaxis-190w-3-220w-3-wheeled-excavator-operator-manual/>



# Excavator Service Repair Manual

273. <https://www.heavymachineryequipment.com/hitachi-machinery/hitachi-zaxis-250h-3-hydraulic-workshop-excavator-service-manual/>
274. <https://www.heavymachineryequipment.com/volvo-equipment/backhoe-loader-repair-manuals/volvo-bl61-plus-backhoe-loader-service-repair-manual/>
275. <https://www.heavymachineryequipment.com/hitachi-machinery/hitachi-zaxis-27u-3-27u-3f-30u-3-hydraulic-excavator-operator-manual/>
276. <https://www.heavymachineryequipment.com/hitachi-machinery/hitachi-zaxis-zx-870lc-5g/>
277. <https://www.heavymachineryequipment.com/volvo-equipment/backhoe-loader-repair-manuals/volvo-bl70-backhoe-loader-workshop-service-repair-manual/>
278. <https://www.heavymachineryequipment.com/volvo-equipment/backhoe-loader-repair-manuals/volvo-bl71-plus-backhoe-loader-workshop-service-repair-manual/>
279. <https://www.heavymachineryequipment.com/hitachi-machinery/excavator-service-manuals/hitachi-zaxis-450-450h-450lc-450lch-460lch-excavator-workshop-manual/>
280. <https://www.heavymachineryequipment.com/hitachi-machinery/excavator-service-manuals/hitachi-zaxis-zx27u-2-excavator-parts-catalog-pdf-manual/>
281. <https://www.heavymachineryequipment.com/hitachi-machinery/hitachi-zaxis-zx75us-5a-75usb-5a-operators-manual/>
282. <https://www.heavymachineryequipment.com/hitachi-machinery/hitachi-zaxis-zx160lc-3-excavator-parts-catalog-pdf-manual/>
283. <https://www.heavymachineryequipment.com/hitachi-machinery/hitachi-zaxis-zx-470lc-5g-excavator-workshop-service-manual/>
284. <https://www.heavymachineryequipment.com/hitachi-machinery/hitachi-zaxis-zx-160lc-3-180lc-3-180lcn-3-excavator-service-manual/>
285. <https://www.heavymachineryequipment.com/hitachi-machinery/hitachi-zaxis-zx-135us-3-135usk-3-135usl-3-excavator-factory-service-manual/>
286. <https://www.heavymachineryequipment.com/hitachi-machinery/hitachi-zaxis-zx-170w-3-190w-3-excavator-workshop-service-manual/>
287. <https://www.heavymachineryequipment.com/hitachi-machinery/hitachi-zx-330-350-370-zaxis-workshop-service-manual/>
288. <https://www.heavymachineryequipment.com/hitachi-machinery/hitachi-zaxis-330-330lc-350h-350lch-350lc-350lcn-370mth-excavator-service-manual/>
289. <https://www.heavymachineryequipment.com/hitachi-machinery/hitachi-zaxis-zx330-3-zx330lc-3-zx350lc-3-zx350lcn-3-parts-catalog-manual/>
290. <https://www.heavymachineryequipment.com/hitachi-machinery/excavator-service-manuals/hitachi-zaxis-zx-110-110m-120-130-130lcn-125us-135us-135ur-service-manual/>
291. <https://www.heavymachineryequipment.com/hitachi-machinery/hitachi-zaxis-240n-3-hydraulic-excavator-service-manual/>

# Excavator Service Repair Manual

292. <https://www.heavymachineryequipment.com/hitachi-machinery/hitachi-zaxis-270-3-hydraulic-excavator-service-manual/>
293. <https://www.heavymachineryequipment.com/hitachi-machinery/case-1150k-series-3-dozer-bulldozer-service-manual/>
294. <https://www.heavymachineryequipment.com/volvo-equipment/wheel-loader-service-manual/volvo-ew140b-wheeled-excavator-service-manual/>
295. <https://www.heavymachineryequipment.com/volvo-equipment/volvo-ec290bnlc-excavator-workshop-service-manual/>
296. <https://www.heavymachineryequipment.com/hitachi-machinery/hyundai-h930c-h940c-backhoe-loader-repair-pdf-manual/>
297. <https://www.heavymachineryequipment.com/volvo-equipment/wheel-loader-service-manual/volvo-bm-646-wheel-loader-service-pdf-manual/>
298. <https://www.heavymachineryequipment.com/hitachi-machinery/hitachi-zaxis-zx25-excavator-parts-catalog-pdf-manual/>
299. <https://www.heavymachineryequipment.com/hitachi-machinery/excavator-service-manuals/hitachi-zaxis-zx135us-zx135us-e-zx135usk-excavator-parts-manual/>
300. <https://www.heavymachineryequipment.com/hitachi-machinery/excavator-service-manuals/hitachi-zaxis-zx-85usblc-3-excavator-service-manual/>
301. <https://www.heavymachineryequipment.com/case-products/excavator-case-cx-330-cx350-tier-3-service-repair-manual/>
302. <https://www.heavymachineryequipment.com/case-products/case-580e-super-580-e-repair-manual/>
303. <https://www.heavymachineryequipment.com/hitachi-machinery/hitachi-ex27u-ex29ue-mini-excavator-parts-manual/>
304. <https://www.heavymachineryequipment.com/volvo-equipment/backhoe-loader-repair-manuals/volvo-bl70-backhoe-loader-service-parts-catalogue-manual/>
305. <https://www.heavymachineryequipment.com/terex-machinery/dump-trucks-repair-manuals/terex-ta30-articulated-dump-truck-maintenance-manual/>
306. <https://www.heavymachineryequipment.com/case-products/case-ih-puma-115-125-140-155-tractor-service-repair-manual/>
307. <https://www.heavymachineryequipment.com/case-products/case-cx330-cx350-tier-3-cat-excavator-workshop-manual/>
308. <https://www.heavymachineryequipment.com/volvo-equipment/backhoe-loader-repair-manuals/volvo-bl60-backhoe-loader-service-parts-list-manual/>
309. <https://www.heavymachineryequipment.com/volvo-equipment/backhoe-loader-repair-manuals/volvo-bl61b-backhoe-loader-service-catalogue-manual/>
310. <https://www.heavymachineryequipment.com/volvo-equipment/backhoe-loader-repair-manuals/volvo-bl71-plus-backhoe-loader-service-parts-manual/>

# Excavator Service Repair Manual

311. <https://www.heavymachineryequipment.com/volvo-equipment/skid-steer-loader/volvo-mc60b-skid-steer-loader-workshop-service-manual/>
312. <https://www.heavymachineryequipment.com/volvo-equipment/skid-steer-loader/volvo-mc70b-skid-loader-steer-workshop-service-manual/>
313. <https://www.heavymachineryequipment.com/volvo-equipment/skid-steer-loader/volvo-mc80-mc90-mc110-skid-steer-loader-service-manual/>
314. <https://www.heavymachineryequipment.com/volvo-equipment/skid-steer-loader/volvo-mc80b-skid-steer-loader-workshop-service-manual/>
315. <https://www.heavymachineryequipment.com/volvo-equipment/skid-steer-loader/volvo-mc110c-mc115c-mc125c-mc135c-mc155c-mct110c-parts-manual/>
316. <https://www.heavymachineryequipment.com/volvo-equipment/skid-steer-loader/volvo-mc60-mc70-skid-steer-loader-workshop-service-manual/>
317. <https://www.heavymachineryequipment.com/volvo-equipment/skid-steer-loader/volvo-mc60b-skid-steer-loader-service-catalogue-manual/>
318. <https://www.heavymachineryequipment.com/volvo-equipment/skid-steer-loader/volvo-mc110b-skid-steer-loader-service-parts-manual/>
319. <https://www.heavymachineryequipment.com/volvo-equipment/volvo-ec35-compact-excavator-service-parts-pdf-manual/>
320. <https://www.heavymachineryequipment.com/case-products/case-680e-ck-backhoe-loader-parts-manual/>
321. <https://www.heavymachineryequipment.com/case-products/tractor-equipment/case-ih-international-5120-5130-5140-tractor-service-manual/>
322. <https://www.heavymachineryequipment.com/case-products/case-ih-steiger-370-420-470-500-540-580-620-service-manual/>
323. <https://www.heavymachineryequipment.com/case-products/tractor-equipment/case-ih-rowtrac-370-420-470-500-steiger-operators-manual/>
324. <https://www.heavymachineryequipment.com/catequipment/cub-cadet-series-1000-lt1018-lt1022-hydrostatic-lawn-tractor-service-manual/>
325. <https://www.heavymachineryequipment.com/new-holland-service/new-holland-td60d-td70d-td80d-td90d-td95d-tractor-operators-manual/>
326. <https://www.heavymachineryequipment.com/case-products/tractor-equipment/case-784-ih-tractor-workshop-service-manual-best/>
327. <https://www.heavymachineryequipment.com/hitachi-machinery/excavator-service-manuals/hitachi-zaxis-230-230lc-240h-240lch-270-270lc-excavator-service-manual/>
328. <https://www.heavymachineryequipment.com/case-products/tractor-equipment/case-570-nxt-tier-4-pdf-tractor-loader-operator/>
329. <https://www.heavymachineryequipment.com/new-holland/new-holland-t7-220-t7-235-t7-250-t7-260-t7-270-service-repair-manual/>

# Excavator Service Repair Manual

330. <https://www.heavymachineryequipment.com/bobcat-parts/bobcat-751-skid-steer-loader-service-repair-manual/>
331. <https://www.heavymachineryequipment.com/bobcat-parts/bobcat-324-compact-excavator-solution-service-guidebook/>
332. <https://www.heavymachineryequipment.com/new-holland-service/new-holland-tractors-t6010-t6020-t6030-t6040-t6050-t6060-t6070-service-manual/>
333. <https://www.heavymachineryequipment.com/new-holland-service/new-holland-l180-l185-l190-c185-c190-skid-steer-loader-service-repair-manual/>
334. <https://www.heavymachineryequipment.com/hitachi-machinery/hitachi-ex12-ex15-ex22-ex25-ex30-ex35-ex40-ex45-excavator-service-repair-manual/>
335. <https://www.heavymachineryequipment.com/new-holland-service/new-holland-t8010-t8020-master-tractor-service-repair-manual/>
336. <https://www.heavymachineryequipment.com/new-holland-service/new-holland-l225-service-repair-manual/>
337. <https://www.heavymachineryequipment.com/new-holland-service/new-holland-kobelco-e215b-e245b-crawler-excavator-service-repair-manual/>
338. <https://www.heavymachineryequipment.com/bobcat-parts/bobcat-x-337-341-excavator-service-repair-manual/>
339. <https://www.heavymachineryequipment.com/case-products/case-350b-350b-ii-loader-operators-manual/>
340. <https://www.heavymachineryequipment.com/new-holland-service/ford-new-holland-5640-6640-7740-service-repair-manual/>
341. <https://www.heavymachineryequipment.com/case-products/tractor-equipment/case-350b-industrial-tractor-operators-manual/>
342. <https://www.heavymachineryequipment.com/bobcat-parts/bobcat-742b-743b-skid-steer-loader-service-repair-manual/>
343. <https://www.heavymachineryequipment.com/new-holland-service/new-holland-8160-8260-8360-8560-tractor-supply-service-manual/>
344. <https://www.heavymachineryequipment.com/case-products/case-350b-crawler-tractor-operators-owner-instruction-manual/>
345. <https://www.heavymachineryequipment.com/downloads/bobcat-553-skid-steer-loader-service-repair-manual/>
346. <https://www.heavymachineryequipment.com/downloads/bobcat-130-hydraulic-excavator-service-repair-workshop-manual/>
347. <https://www.heavymachineryequipment.com/downloads/bobcat-x-116-hydraulic-excavator-service-repair-workshop-manual/>
348. <https://www.heavymachineryequipment.com/downloads/bobcat-x100-excavator-service-repair-workshop-manual/>

# Excavator Service Repair Manual

349. <https://www.heavymachineryequipment.com/downloads/bobcat-730-731-732-skid-steer-loader-service-repair-manual/>
350. <https://www.heavymachineryequipment.com/downloads/gehl-sl4635-sl4835-skid-loaders-service-repair-manual/>
351. <https://www.heavymachineryequipment.com/downloads/gehl-sl7610-sl7710-sl7810-skid-steer-loaders-service-repair-manual/>
352. <https://www.heavymachineryequipment.com/downloads/gehl-r190-r220-r260-service-repair-manual/>
353. <https://www.heavymachineryequipment.com/downloads/gehl-4640-5240e-power2-mustang-2056-series-ii-skid-steer-loaders-service-manual/>
354. <https://www.heavymachineryequipment.com/downloads/kobelco-sk09sr-excavator-service-workshop-manual/>
355. <https://www.heavymachineryequipment.com/downloads/gehl-sl4640e-sl5240e-skid-steer-loader-parts-manual/>
356. <https://www.heavymachineryequipment.com/downloads/allison-transmission-3500-sp-service-repair-manual/>
357. <https://www.heavymachineryequipment.com/downloads/allison-transmission-1000-mh-service-manual/>
358. <https://www.heavymachineryequipment.com/downloads/allison-transmission-md-3066-service-repair-manual/>
359. <https://www.heavymachineryequipment.com/downloads/allison-transmission-ht-740-service-repair-manual/>
360. <https://www.heavymachineryequipment.com/downloads/bomag-bw-177-bw-213-service-repair-manual/>
361. <https://www.heavymachineryequipment.com/downloads/sany-sy195-sy205-sy215-sy225-service-manual/>
362. <https://www.heavymachineryequipment.com/downloads/volvo-bm-4400-wheel-loader-service-repair-manual/>
363. <https://www.heavymachineryequipment.com/downloads/volvo-mc70c-skid-steer-loader-service-manual/>
364. <https://www.heavymachineryequipment.com/downloads/volvo-mt2000-tracked-milling-equipment-service/>
365. <https://www.heavymachineryequipment.com/downloads/volvo-ew200-akerman-excavator-repair-manual/>
366. <https://www.heavymachineryequipment.com/downloads/jcb-160-170-170hf-180-robot-service-manual/>
367. <https://www.heavymachineryequipment.com/downloads/jcb-js330-js450-excavator-repair-manual/>

# Excavator Service Repair Manual

368. <https://www.heavymachineryequipment.com/downloads/jcb-530-70-533-105-535-60-service-repair-manual/>
369. <https://www.heavymachineryequipment.com/downloads/kubota-m9000-m900dt-m-service-repair-manual/>
370. <https://www.heavymachineryequipment.com/downloads/cool-jcb-190-1110-robot-service-repair-pdf-manual/>
371. <https://www.heavymachineryequipment.com/downloads/cool-jcb-505-19-505-22-506-36-service-repair-manual/>
372. <https://www.heavymachineryequipment.com/downloads/jcb-515-40-telescopic-handler-service-manual/>
373. <https://www.heavymachineryequipment.com/downloads/joy-jcb-520-40-524-50-527-55-service-manual/>
374. <https://www.heavymachineryequipment.com/downloads/hitachi-zaxis-70-80-excavator-parts-manual/>
375. <https://www.heavymachineryequipment.com/downloads/kubota-l4100hst-tractor-workshop-manual/>
376. <https://www.heavymachineryequipment.com/downloads/kubota-m9000-m900dt-m-service-manual/>
377. <https://www.heavymachineryequipment.com/downloads/john-deere-js26-js28-js36-service-repair-manual/>
378. <https://www.heavymachineryequipment.com/downloads/volvo-bl61-backhoe-service-manual/>
379. <https://www.heavymachineryequipment.com/downloads/volvo-l180c-co-l180cco-wheel-loader-service-manual/>
380. <https://www.heavymachineryequipment.com/downloads/volvo-l180c-hl-l180chl-wheel-loader-service-manual/>
381. <https://www.heavymachineryequipment.com/downloads/volvo-ec13-xtv-ec13xtv-excavator-service-repair-manual/>
382. <https://www.heavymachineryequipment.com/downloads/volvo-mc60-mc70-skid-steer-loader-service-repair-manual/>
383. <https://www.heavymachineryequipment.com/downloads/volvo-mc80-mc90-mc110-skid-steer-loader-service-repair-manual/>
384. <https://www.heavymachineryequipment.com/downloads/volvo-a30c-articulated-dump-truck-service-repair-manual/>
385. <https://www.heavymachineryequipment.com/downloads/volvo-l90cor-l90c-wheel-loader-service-repair-manual/>
386. <https://www.heavymachineryequipment.com/downloads/volvo-ec25-compact-excavator/>
387. <https://www.heavymachineryequipment.com/downloads/volvo-l330c-wheel-loader-service-repair-manual/>

# Excavator Service Repair Manual

388. <https://www.heavymachineryequipment.com/downloads/case-loader-backhoe-580m-580sm-590sm/>
389. <https://www.heavymachineryequipment.com/downloads/kubota-m6800s-tractor-service-repair-manual/>
390. <https://www.heavymachineryequipment.com/downloads/kubota-bx1860-bx2360-bx2660-repair-manual-download/>
391. <https://www.heavymachineryequipment.com/downloads/kubota-bx1850-tractor-rck48-18bx-rotary-mower-service-manual/>
392. <https://www.heavymachineryequipment.com/downloads/kubota-rck48-18bx-tractor-service-repair-manual/>
393. <https://www.heavymachineryequipment.com/downloads/case-wx148-wheeled-excavator-service-repair-workshop-manual/>
394. <https://www.heavymachineryequipment.com/privacy-policy/>
395. <https://www.heavymachineryequipment.com/downloads/case-alpha-series-skid-steer-loader-repair-manual/>
396. <https://www.heavymachineryequipment.com/downloads/new-holland-w50-w60-w70-w80-wheel-loader-service-manual/>
397. <https://www.heavymachineryequipment.com/downloads/new-holland-ls160-ls170-skid-steer-loader-service-manual/>
398. <https://www.heavymachineryequipment.com/downloads/john-deere-x500-x520-x530-x534-x540-select-series-repair-manual/>
399. <https://www.heavymachineryequipment.com/downloads/john-deere-x700-x740-x748-ultimate-workshop-manual/>
400. <https://www.heavymachineryequipment.com/downloads/john-deere-x475-x485-x465-x575-x585-service-manual/>
401. <https://www.heavymachineryequipment.com/checkout/>
402. <https://www.heavymachineryequipment.com/checkout/purchase-confirmation/>
403. <https://www.heavymachineryequipment.com/checkout/transaction-failed/>
404. <https://www.heavymachineryequipment.com/checkout/purchase-history/>
405. <https://www.heavymachineryequipment.com/kubota-service-repair-manual/>
406. <https://www.heavymachineryequipment.com/construction/wheeled-excavators/kerman/ew200/>
407. <https://www.heavymachineryequipment.com/construction/wheeled-excavators/kerman/>
408. <https://www.heavymachineryequipment.com/construction/wheeled-excavators/>
409. <https://www.heavymachineryequipment.com/construction/motor-graders/volvo/g940c/>
410. <https://www.heavymachineryequipment.com/construction/motor-graders/volvo/>
411. <https://www.heavymachineryequipment.com/constructions/>

# Excavator Service Repair Manual

412. <https://www.heavymachineryequipment.com/privacy-policy-2/>
413. <https://www.heavymachineryequipment.com/heavy-equipment/bomag/bomag-bw-154-ad-ac-4-tandem-rollers-service-manual/>
414. <https://www.heavymachineryequipment.com/heavy-equipment/bomag/bomag-bw-120-ad-4-bw-125-ad-4-service-manual/>
415. <https://www.heavymachineryequipment.com/heavy-equipment/bomag/bomag-bc-772-rb-sanitary-landfill-compactor-service-manual/>
416. <https://www.heavymachineryequipment.com/heavy-equipment/bomag/bomag-bw141ad-4bw151-ad-4bw151ac-4-manual/>
417. <https://www.heavymachineryequipment.com/heavy-equipment/bomag/bomag-bw172-2d-workshop-manuals-3-manuals/>
418. <https://www.heavymachineryequipment.com/heavy-equipment/bomag/bomag-bw211d-40-service-operators-manuals/>
419. <https://www.heavymachineryequipment.com/heavy-equipment/bomag/bomag-bw145d-repair-training-operation-manual/>
420. <https://www.heavymachineryequipment.com/komatsu/komatsu-gd530aw-2b-factory-service-manual/>
421. <https://www.heavymachineryequipment.com/komatsu/komatsu-gd530aw-2a-workshop-service-manual/>
422. <https://www.heavymachineryequipment.com/komatsu/komatsu-gd530aw-workshop-service-manual/>
423. <https://www.heavymachineryequipment.com/komatsu/komatsu-gd530a-2c-workshop-repair-service-manual/>
424. <https://www.heavymachineryequipment.com/komatsu/komatsu-gd530a-2b-workshop-repair-service-manual/>
425. <https://www.heavymachineryequipment.com/komatsu/komatsu-gd530a-2a-workshop-repair-service-manual/>
426. <https://www.heavymachineryequipment.com/komatsu/komatsu-gd530a-1e-repair-service-manual/>
427. <https://www.heavymachineryequipment.com/flat-allis/flat-allis-fd255-crawler-dozer-manual/>
428. <https://www.heavymachineryequipment.com/flat-allis/flat-allis-fd195-fd195l-crawler-dozer-manual/>
429. <https://www.heavymachineryequipment.com/flat-allis/flat-allis-fd175-crawler-dozer-manual/>
430. <https://www.heavymachineryequipment.com/flat-allis/flat-allis-fd145-crawler-dozer-manual/>
431. <https://www.heavymachineryequipment.com/flat-allis/flat-allis-fd80-crawler-dozer-manual-set/>
432. <https://www.heavymachineryequipment.com/flat-allis/flat-allis-945-wheel-loader-service-parts-manual/>



# Excavator Service Repair Manual

433. <https://www.heavymachineryequipment.com/flat-allis/flat-allis-745hb-wheel-loader-catalogue-manual/>
434. <https://www.heavymachineryequipment.com/flat-allis/flat-allis-745b-wheel-loader-service-parts-manual/>
435. <https://www.heavymachineryequipment.com/flat-allis/flat-allis-345b-wheel-loader-service-parts-manual/>
436. <https://www.heavymachineryequipment.com/flat-allis/flat-allis-16b-crawler-tractor-service-parts-manual/>
437. <https://www.heavymachineryequipment.com/champion/champion-road-machinery-700-workshop-service-repair/>
438. <https://www.heavymachineryequipment.com/case-products/case-845b-845b-dhp-865b-865b-vhp-service-repair-manual/>
439. <https://www.heavymachineryequipment.com/construction/motor-graders/volvo-service/>
440. <https://www.heavymachineryequipment.com/construction/motor-graders/>
441. <https://www.heavymachineryequipment.com/construction/>
442. <https://www.heavymachineryequipment.com/new-holland-service/volvo-marine-truck-engine-d11-workshop-manual/>
443. <https://www.heavymachineryequipment.com/gehl/gehl-5635-6635-skid-steer-part-ipl-manual/>
444. <https://www.heavymachineryequipment.com/manuals-technical/volvo-excavators/>
445. <https://www.heavymachineryequipment.com/manuals-technical/>
446. <https://www.heavymachineryequipment.com/case-products/dozer-bulldozer-service-manuals/case-750l-850l-tier-3-crawler-dozer-operators-manual/>
447. <https://www.heavymachineryequipment.com/error-404/>
448. <https://www.heavymachineryequipment.com/kobelco/kobelco-k903c-excavator-parts-catalog-manual/>
449. <https://www.heavymachineryequipment.com/daewoo-doosan/225lc-v-daewoo-doosan-crawler-excavator-parts-manual/>
450. <https://www.heavymachineryequipment.com/new-holland-service/new-holland-l565-skid-steer-loader-illustrated-parts-list-manual/>
451. <https://www.heavymachineryequipment.com/new-holland-service/new-holland-l781-skid-steer-loader-illustrated-parts-list-manual/>
452. <https://www.heavymachineryequipment.com/new-holland-service/new-holland-l775-skid-steer-loader-illustrated-parts-list-manual/>
453. <https://www.heavymachineryequipment.com/new-holland-service/new-holland-l779-skid-steer-loader-illustrated-parts-list-manual/>
454. <https://www.heavymachineryequipment.com/gehl/gehl-5635-6635-skid-loaders-service-repair-manual/>

# Excavator Service Repair Manual

455. <https://www.heavymachineryequipment.com/gehl/gehl-125-mix-all-parts-pdf-manual/>
456. <https://www.heavymachineryequipment.com/transmission/allison-transmission-2500-avs-service-repair-manual/>
457. <https://www.heavymachineryequipment.com/bobcat-parts/bobcat-compact-2006-track-loader-t300-turbo-high-flow/>
458. <https://www.heavymachineryequipment.com/transmission/allison-transmission-4500-sp-service-repair-manual/>
459. <https://www.heavymachineryequipment.com/transmission/allison-transmission-2100-pts-service-repair-manual/>
460. <https://www.heavymachineryequipment.com/hitachi-machinery/excavator-service-manuals/tadano-faun-mobile-crane-atf160g-5-original-operating-manual/>
461. <https://www.heavymachineryequipment.com/bobcat-parts/bobcat-compact-track-loader-g-series-t190-turbo-high-flow-service-repair-manual/>
462. <https://www.heavymachineryequipment.com/bobcat-parts/bobcat-compact-track-loader-t140-2009-sn-529311001-service-repair-manual/>
463. <https://www.heavymachineryequipment.com/bobcat-parts/bobcat-skid-steer-loader-s70-service-repair-manual/>
464. <https://www.heavymachineryequipment.com/case-products/tractor-equipment/mccormick-xtx-series-tractor-service-fix-manual/>
465. <https://www.heavymachineryequipment.com/case-products/tractor-equipment/mccormick-xtx215-xtx-215-tractor-service-fix-manual/>
466. <https://www.heavymachineryequipment.com/case-products/tractor-equipment/mccormick-xtx200-xtx-200-tractor-service-fix-manual/>
467. <https://www.heavymachineryequipment.com/case-products/tractor-equipment/mccormick-xtx185-xtx-185-tractor-service-fix-manual/>
468. <https://www.heavymachineryequipment.com/gehl/gehl-1640e-mustang-2012-skid-steer-loaders-service-repair-manual/>
469. <https://www.heavymachineryequipment.com/transmission/allison-transmission-3000-and-4000-service-repair-manual/>
470. <https://www.heavymachineryequipment.com/hitachi-machinery/hitachi-zaxis-zx650lc-3-zx670lc-3-excavator-parts-catalog-manual/>
471. <https://www.heavymachineryequipment.com/bobcat-parts/bobcat-x220-hydraulic-excavator-service-workshop-manual/>
472. <https://www.heavymachineryequipment.com/bobcat-parts/bobcat-x225-hydraulic-excavator-service-workshop-manual/>
473. <https://www.heavymachineryequipment.com/bobcat-parts/bobcat-310-313-skid-steer-loader-service-repair/>

# Excavator Service Repair Manual

474. <https://www.heavymachineryequipment.com/bobcat-parts/bobcat-310-313-skid-steer-loader-factory-manual/>
475. <https://www.heavymachineryequipment.com/bobcat-parts/bobcat-316-mini-excavator-solution-repair-service-guidebook/>
476. <https://www.heavymachineryequipment.com/bobcat-parts/bobcat-319-compact-excavator-solution-repair-manual/>
477. <https://www.heavymachineryequipment.com/bobcat-parts/bobcat-x320-x322-hydraulic-excavator-workshop-manual/>
478. <https://www.heavymachineryequipment.com/bobcat-parts/bobcat-320-320l-322-d-series-excavator-repair-handbook/>
479. <https://www.heavymachineryequipment.com/agriculture/crawler-tractors/case/450-2/>
480. <https://www.heavymachineryequipment.com/agriculture/crawler-tractors/case/850-k/>
481. <https://www.heavymachineryequipment.com/agriculture/crawler-tractors/case/750-k/>
482. <https://www.heavymachineryequipment.com/agriculture/crawler-tractors/case/650-k/>
483. <https://www.heavymachineryequipment.com/new-holland-service/new-holland-tn55-tn65-tn70-tn75-tractor-service-repair-manual/>
484. <https://www.heavymachineryequipment.com/bobcat-parts/bobcat-741-742-743-743ds-skid-steer-loader-service-workshop-manual/>
485. <https://www.heavymachineryequipment.com/bobcat-parts/bobcat-323-compact-excavator-service-manual/>
486. <https://www.heavymachineryequipment.com/case-products/case-cx350b-excavator-tier-3-factory-operators-owner-maintenance-manual/>
487. <https://www.heavymachineryequipment.com/agriculture/crawler-tractors/case/350-b/>
488. <https://www.heavymachineryequipment.com/agriculture/crawler-tractors/case/>
489. <https://www.heavymachineryequipment.com/agriculture/crawler-tractors/>
490. <https://www.heavymachineryequipment.com/agriculture/tractors/new-holland/>
491. <https://www.heavymachineryequipment.com/agriculture/tractors/>
492. <https://www.heavymachineryequipment.com/agriculture/>
493. <https://www.heavymachineryequipment.com/bobcat-parts/bobcat-753-skid-steer-loader-service-repair-workshop-manual/>
494. <https://www.heavymachineryequipment.com/bobcat-parts/bobcat-325-328-portable-excavator-repair-guidebook/>
495. <https://www.heavymachineryequipment.com/bobcat-parts/bobcat-329-compact-excavator-service-repair-manual/>
496. <https://www.heavymachineryequipment.com/bobcat-parts/bobcat-x56-x76-excavator-solution-repair-service-manual/>

# Excavator Service Repair Manual

497. <https://www.heavymachineryequipment.com/bobcat-parts/bobcat-x231-hydraulic-excavator-repair-workshop-manual/>
498. <https://www.heavymachineryequipment.com/bobcat-parts/bobcat-320-322-hydraulic-excavator-workshop-manual/>
499. <https://www.heavymachineryequipment.com/bobcat-parts/bobcat-x331-x331e-x334-hydraulic-excavator-service-fixing-manual/>
500. <https://www.heavymachineryequipment.com/bobcat-parts/bobcat-331-331e-334-compact-excavator-workshop-manual/>
501. <https://www.heavymachineryequipment.com/bobcat-parts/bobcat-335-compact-excavator-service-handbook/>
502. <https://www.heavymachineryequipment.com/new-holland-service/new-holland-t8030-t8040-master-tractor-service-repair-manual/>
503. <https://www.heavymachineryequipment.com/new-holland-service/new-holland-e115sr-e135sr-crawler-excavator-service-manual/>
504. <https://www.heavymachineryequipment.com/new-holland-service/new-holland-200-l213-l215-l218-l220-l223-l225-l230-skid-steer-service-manual/>
505. <https://www.heavymachineryequipment.com/new-holland-service/case-new-holland-445-m2-445t-668t-diesel-engine-service-manual/>
506. <https://www.heavymachineryequipment.com/new-holland-service/case-new-holland-kobelco-667ta-eeg-667ta-eec-667ta-service-repair-workshop-manual/>
507. <https://www.heavymachineryequipment.com/cub-cadet/cub-cadet-1000-1500-series-riding-tractor-service-repair-manual/>
508. <https://www.heavymachineryequipment.com/new-holland-service-repair-manual/>
509. <https://www.heavymachineryequipment.com/new-holland-service/new-holland-b95tc-tractor-loader-backhoe-tlb-illustrated-parts-manual/>
510. <https://www.heavymachineryequipment.com/new-holland-service/new-holland-kobelco-lb-115-b-backhoe-loader-parts-manual/>
511. <https://www.heavymachineryequipment.com/new-holland-service/new-holland-b90b-b90blr-b95b-b95blr-b95btc-service-parts-catalogue-manual/>
512. <https://www.heavymachineryequipment.com/case-products/tractor-equipment/case-274-tractor-harvester-repair-manual/>
513. <https://www.heavymachineryequipment.com/case-products/case-580-super-k-580sk-loader-backhoe-operators-manual/>
514. <https://www.heavymachineryequipment.com/case-products/operator/case-ih-8455-8460-round-baler-tractor-operators-manual-splendid/>
515. <https://www.heavymachineryequipment.com/case-products/case-580ck-loader-backhoe-tractor-parts-manual-equipment/>

# Excavator Service Repair Manual

516. <https://www.heavymachineryequipment.com/case-products/operator/case-jx55-jx65-jx75-jx85-jx95-operator-manual/>
517. <https://www.heavymachineryequipment.com/case-products/tractor-equipment/case-ih-cx-50-60-70-80-90-100-repair-service-manual-brands/>
518. <https://www.heavymachineryequipment.com/case-products/case-320-tractor-loader-backhoe-operators-manual/>
519. <https://www.heavymachineryequipment.com/case-products/operator-manuals/>
520. <https://www.heavymachineryequipment.com/case-products/dozer-bulldozer-service-manual/>
521. <https://www.heavymachineryequipment.com/volvo-equipment/wheel-loader-service-manual/volvo-l90h-wheel-loaders-workshop-service-manual/>
522. <https://www.heavymachineryequipment.com/case-products/operator/case-ih-steiger-400-450-500-550-600-tier-2-operators-manual/>
523. <https://www.heavymachineryequipment.com/case-products/tractor-equipment/case-international-ih-235-235h-245-255-265-275-tractor-shop-manual/>
524. <https://www.heavymachineryequipment.com/terex-machinery/>
525. <https://www.heavymachineryequipment.com/volvo-equipment/wheel-loader-service-manual/volvo-l70h-wheel-loaders-workshop-service-manual/>
526. <https://www.heavymachineryequipment.com/volvo-equipment/wheel-loader-service-manual/volvo-l60h-wheel-loaders-workshop-service-manual/>
527. <https://www.heavymachineryequipment.com/case-products/tractor-equipment/case-7130-7140-tractor-service-manual/>
528. <https://www.heavymachineryequipment.com/case-products/tractor-equipment/case-va-vac-vaevah-vao-tractor-engine-repair-manual/>
529. <https://www.heavymachineryequipment.com/case-products/operator/case-9050b-excavator-operators-manual/>
530. <https://www.heavymachineryequipment.com/case-products/case-cx330-cx350-crawler-excavator-service-manual/>
531. <https://www.heavymachineryequipment.com/case-products/case-16b-18b-cx-mini-excavator-repair-manual/>
532. <https://www.heavymachineryequipment.com/case-products/crawler-digger/case-cx350c-cx370c-tier-4-excavator-repair-manual/>
533. <https://www.heavymachineryequipment.com/trucks-service-repair/hino-ranger-500-trucks-2001-2016-factory-service-shop-manual/>
534. <https://www.heavymachineryequipment.com/case-products/case-ih-stx280-stx330-stx380-tractor-service-repair-manual/>
535. <https://www.heavymachineryequipment.com/case-products/case-multicontroller-tractor-service-repair-manuals/>
536. <https://www.heavymachineryequipment.com/case-products/backhoe-loader-repair-manual-pdf/>

# Excavator Service Repair Manual

537. <https://www.heavymachineryequipment.com/case-products/excavator-service-repair-manuals/>
  538. <https://www.heavymachineryequipment.com/hitachi-machinery/excavator-service-manuals/hitachi-zaxis-zx-120-3-excavator-workshop-manual/>
  539. <https://www.heavymachineryequipment.com/hitachi-machinery/hitachi-zaxis-zx-130k-3-130l-3-excavator-workshop-service-manual/>
  540. <https://www.heavymachineryequipment.com/hitachi-machinery/hitachi-zaxis-zx-200-225-230-270/>
  541. <https://www.heavymachineryequipment.com/hitachi-machinery/hitachi-zaxis-zx-670lc-5g-excavator-workshop-service-manual/>
  542. <https://www.heavymachineryequipment.com/hitachi-machinery/excavator-service-manuals/hitachi-zaxis-70-3-70lc-3-75us-3-80lck-3-85usb-3-excavator-operator-manual/>
  543. <https://www.heavymachineryequipment.com/hitachi-machinery/hitachi-zaxis-27u-2-30u-2-35u-2-40u-2-50u-2-operator-manual/>
  544. <https://www.heavymachineryequipment.com/hitachi-machinery/zaxis-excavators-service-manuals/zx-repair-ebook/>
  545. <https://www.heavymachineryequipment.com/hitachi-machinery/ex-shovels-service-manuals/>
  546. <https://www.heavymachineryequipment.com/hitachi-machinery/zaxis-excavators-service-manuals/>
  547. <https://www.heavymachineryequipment.com/hitachi-machinery/>
  548. <https://www.heavymachineryequipment.com/case-products/>
  549. <https://www.heavymachineryequipment.com/volvo-excavator-models/hydraulic-excavator/>
  550. <https://www.heavymachineryequipment.com/hyundai-equipment-service/>
  551. <https://www.heavymachineryequipment.com/volvo-excavator-models/articulated-hauler/>
  552. <https://www.heavymachineryequipment.com/volvo-excavator-models/wheel-loader/>
  553. <https://www.heavymachineryequipment.com/volvo-excavator-models/backhoe-loader-service-manual/>
  554. <https://www.heavymachineryequipment.com/volvo-equipment/skid-steer-loader/volvo-construction-equipment/>
  555. <https://www.heavymachineryequipment.com/volvo-excavator-models/skid-steer-loader/>
  556. <https://www.heavymachineryequipment.com/contact/>
  557. <https://www.heavymachineryequipment.com/volvo-owner-manual/>
  558. <https://www.heavymachineryequipment.com/volvo-excavator-models/>
  559. <https://www.heavymachineryequipment.com/excavator-brands-service-repair/>
-

# **Excavator Service Repair Manual**